

--	--	--	--	--

US5AC~US5MC

Rev.B Feb.-2021



DATA SHEET

/ fi / Descriptions

~ . ° ~ ° ~ i / fi fl Ł † i Ž fi fl Ž † i ! " #

Surface Mount Ultrafast Recovery Rectifier, Reverse Voltage:50 to1000V, Forward Current:5.0A, SMC package.

fl Ł / Features

\$ % & ' () i * + , i - . / 0 1 2 3 4 i 5 6 7 8 9 : " i - ; < = #

Glass Passivated Chip Junction High efficiency Lead free in comply with EU RoHS 2011/65/EU directives For surface mounted applications, Halogen free product.

† Ž / Applications

> ? 6 @

General purpose.

Ž ! " # \$ % / Equivalent Circuit



" ° ~ i / Marking

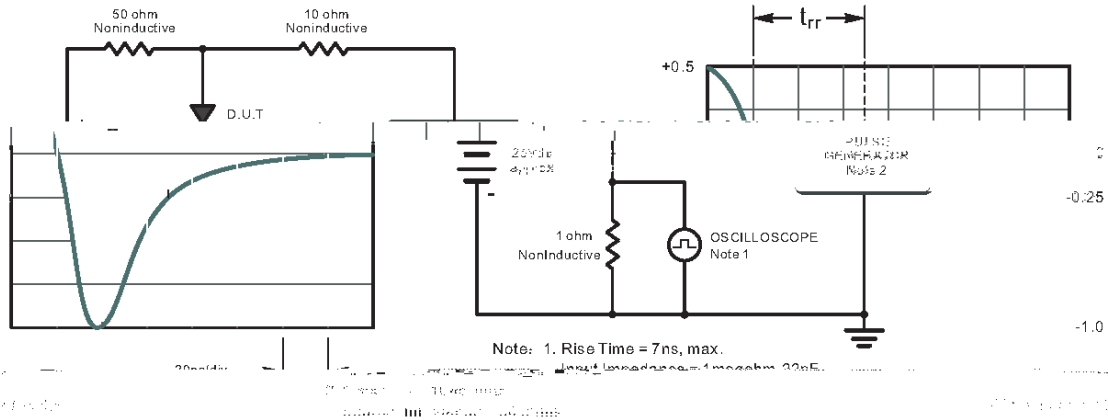
A B C D E # See Marking Instructions.

US5A



\$, - 1 2 3 / Electrical Characteristic Curve

Fig.1 Reverse Recovery Time Characteristic And Test Circuit Diagram



Characteristics

Fig.2 Maximum Average Forward Current Rating

Fig.3 Typical Reverse C

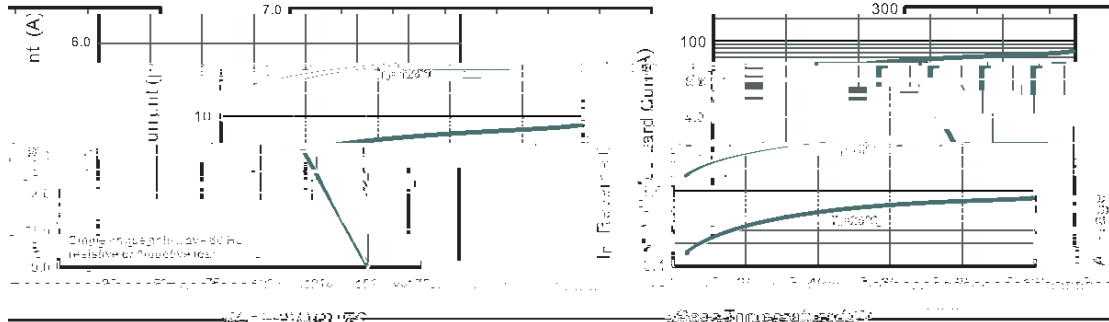


Fig.5 Typical Junction Capacitance

Fig.4 Typical Forward Characteristics

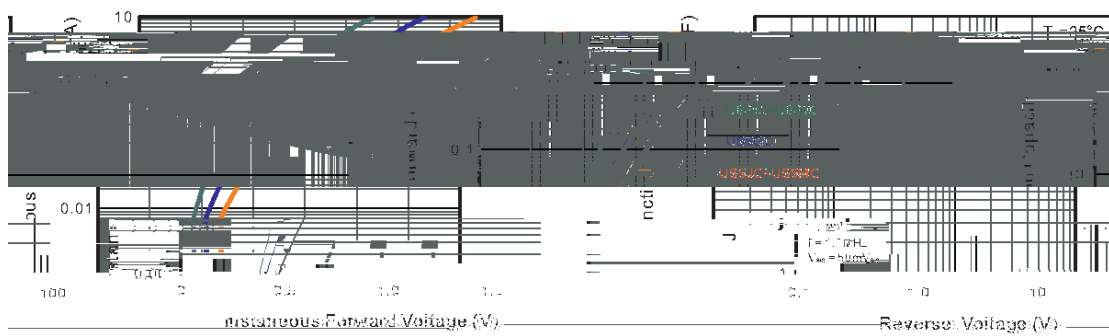
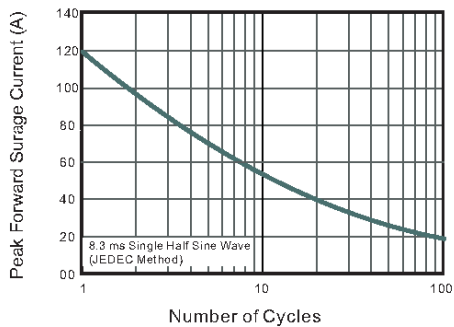
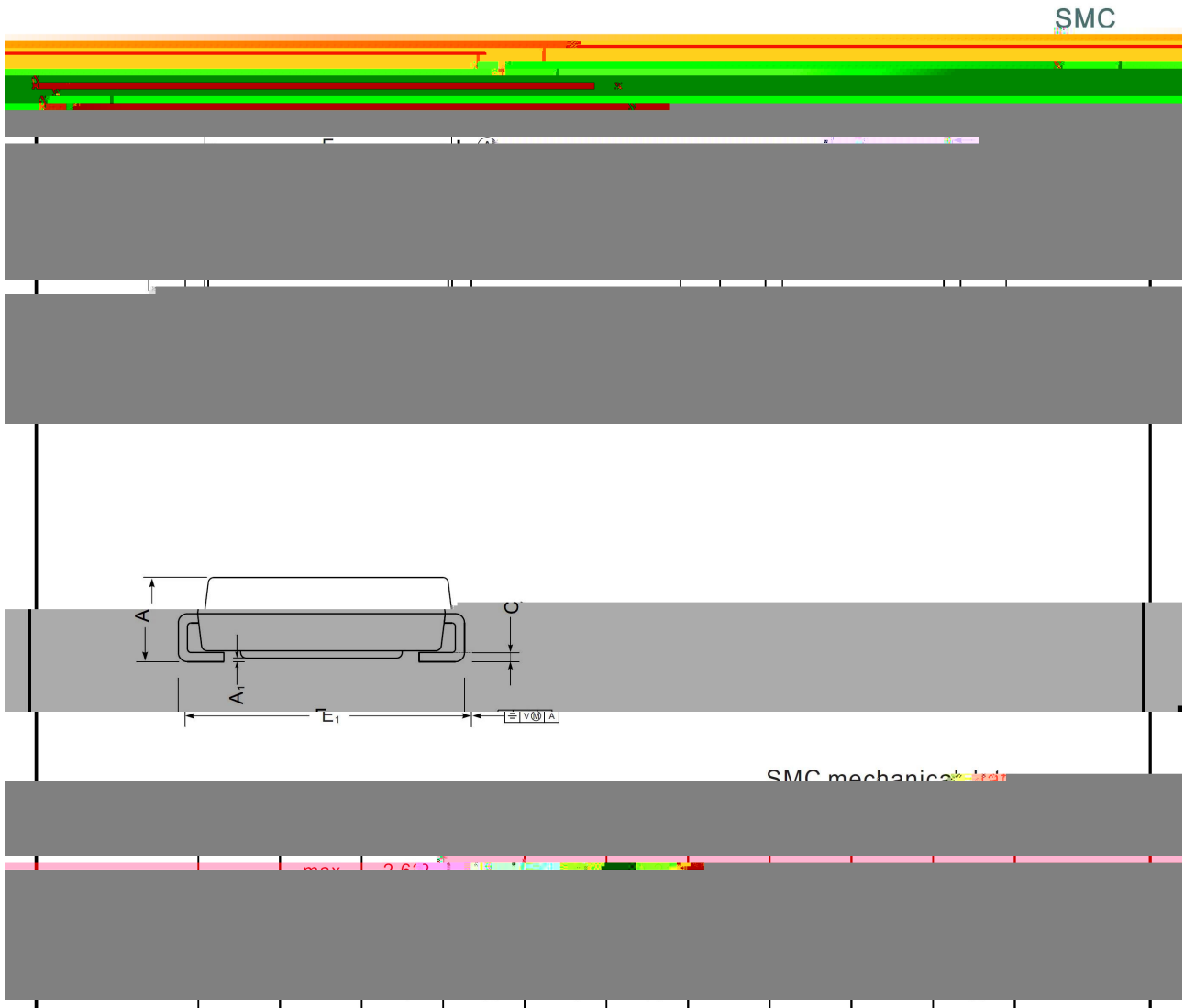


Fig.6 Maximum Non-Repetitive Peak Forward Surge Current





4 5 6 7 3 / Package Dimensions

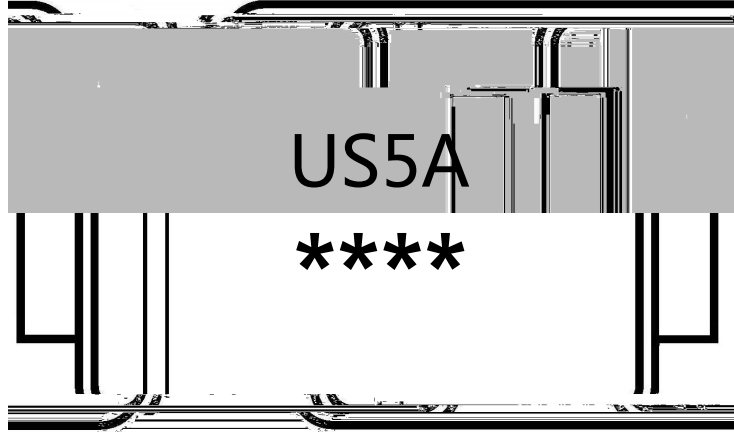


89 / Marking Instructions

Marking

Type number	Marking code
U2801	U2801
U2802	U2802
U2803	U2803
U2804	U2804
U2805	U2805
U2806	U2806
U2807	U2807

89 / Marking Instructions



US5A

1 : 3 :


Note:

US5A Product Type Code

**** Lot No. Code The 1st : means:YM Code The last 3 : ;means:little Lot No Code



< = > ? @ 1 2 3 (A B) / CDE FGH I J K L M N O P Q R S T U V W X Y Z [\]



Note:

- | | | | |
|---|---------|-------------|---------------------------------------|
| 1 | 150 180 | 60 90sec; | 1.Preheating:150~180 , Time:60~90sec. |
| 2 | 245±5 | 5 5±0.5sec; | 2.Peak Temp.:2 |