

TIP42/A/B/C

Rev. H Oct.-2018

/ Descriptions

TO-220

PNP

Silicon PNP transistor in a TO-220 Plastic Package.

/ Features

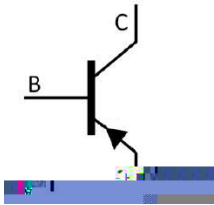
TIP41

Complement to TIP41.


/ Applications

Medium power linear switching applications.

/ Equivalent Circuit



/ Pinning



PIN1 Base

PIN 2 Collector

PIN 3 Emitter

/ h_{FE} Classifications & Marking


See Marking Instructions.

TIP42/A/B/C


Rev. H Oct.-2018

DATA SHEET

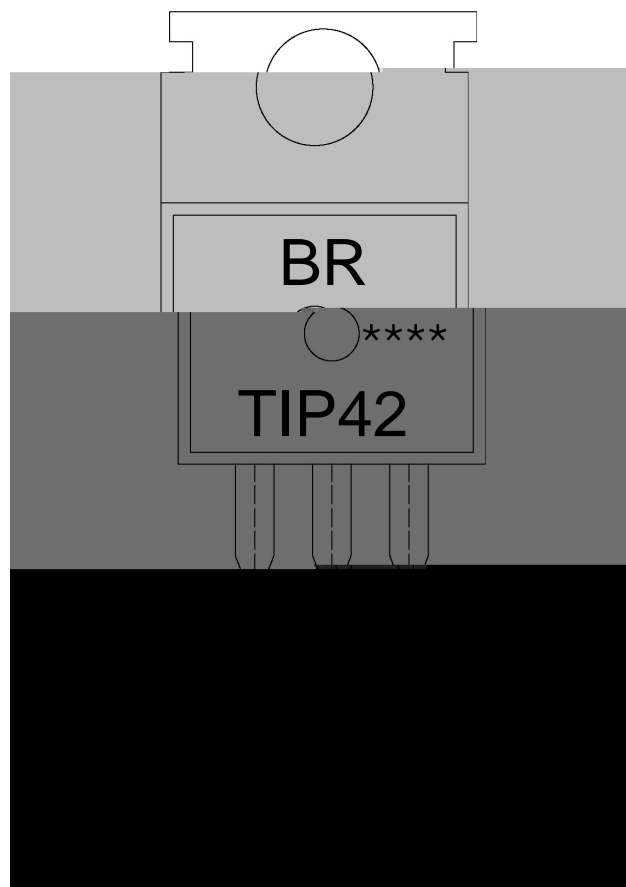
/ Electrical Characteristic Curve



/ Package Dimensions



/ Marking Instructions



BR

TIP42


Note:

BR: Company Code

TIP42: Product Type.

****: Lot No. Code, code change with Lot No.

() / Temperature Profile for Dip Soldering(Pb-Free)



- | | | | | | | |
|---|-------|-----|-----------|--------|---|--------------------------------------|
| 1 | 25 | 150 | 60 | 90sec; | Note: | 1.Preheating:25~150 , Time:60~90sec. |
| 2 | 255±5 | | 5±0.5sec; | | 2.Peak Temp.:255±5 , Duration:5±0.5sec. | |
| 3 | | 2 | 10 | /sec. | 3. Cooling Speed: 2~10 /sec. | |

/ Resistance to Soldering Heat Test Conditions

270±5 10±1 sec. Temp.:270±5 Time:10±1 sec

/ Packaging SPEC.

/ BULK

Package Type	Units		Dimension	(unit mm ³)
	Units/Bag /	Bags/Inner Box /		
	Units/Inner Box /)			