

# TIP32

Rev. H Oct.-2018

## / Descriptions

KF \$))' GE G' Silicon PNP transistor in a TO-220 Plastic Package.

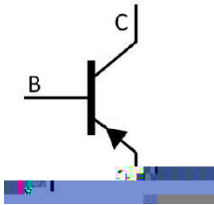
## / Features

K@\* ( Complement to TIP31.


## / Applications

Medium power linear switching applications.

## / Equivalent Circuit



## / Pinning



PIN1 Base      PIN 2 Collector      PIN 3 Emitter

## / h<sub>FE</sub> Classifications & Marking

See Marking Instructions.

# TIP32

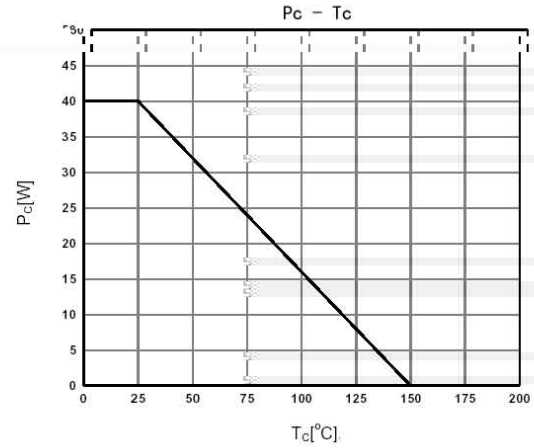
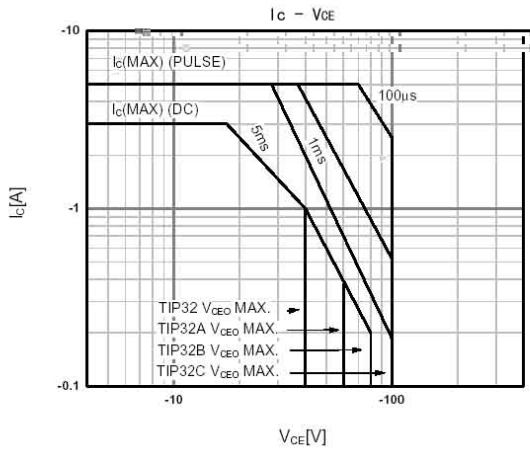
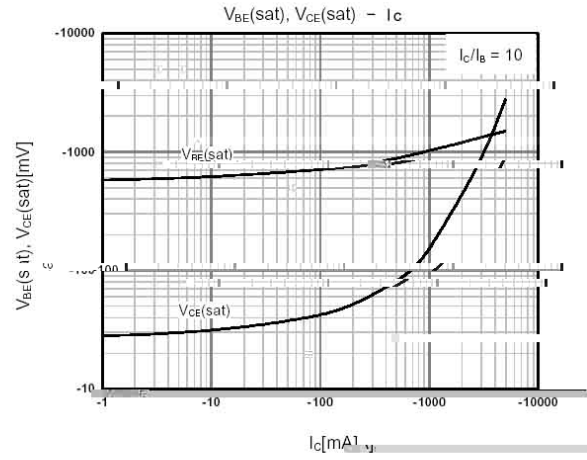
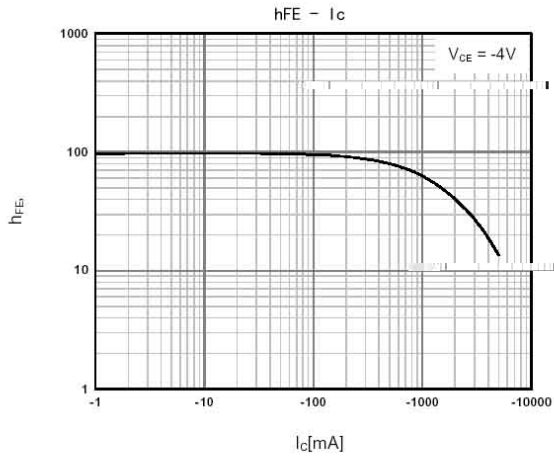
Rev. H Oct.-2018

Parameter	Symbol	Rating				Unit
		TIP32	TIP32A	TIP32B	TIP32C	
Collector to Base Voltage	$V_{CBO}$	-40	-60	-80	-100	V
Collector to Emitter Voltage	$V_{CEO}$	-40	-60	-80	-100	V
Emitter to Base Voltage	$V_{EBO}$	-5.0				V
Collector Current-Continuous	$I_C$	-3.0				A
Peak Collector Current	$I_{CP}$	-5.0				A
Base Current - Continuous	$I_B$	-3.0				A
Collector Power Dissipation	$P_C$	2.0				W
Collector Power Dissipation	$P_C (T_c=25^\circ C)$	40				W
Junction Temperature	$T_j$	150				
Storage Temperature Range	$T_{sag}$	-55 150				


---

Parameter	Symbol	Test Conditions	Min	Typ	Max	Unit
-----------	--------	-----------------	-----	-----	-----	------

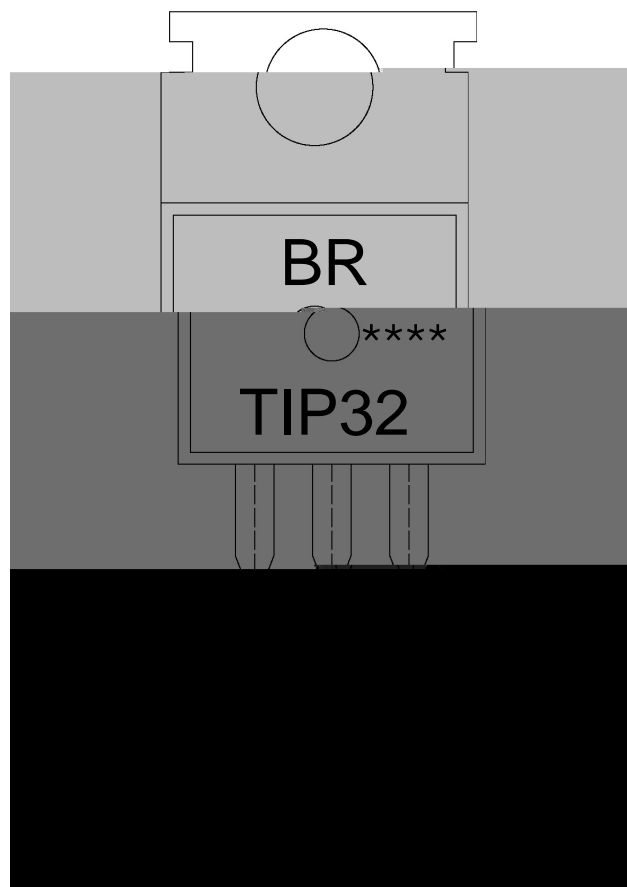
**/ Electrical Characteristic Curve**



/ Package Dimensions



/ Marking Instructions



9|

K@\*)

!!!!

Note:

BR: Company Code

TIP32: Product Type.

\*\*\*\*: Lot No. Code, code change with Lot No.

