

/ Descriptions

TO-92 PNP Silicon PNP transistor in a TO-92 Plastic Package.

/ Features

PC, IC , S8050A
High P_C and I_C , complementary pair with S8050A.

/ Applications

Amplifier of portable radios in class B push-pull operation.

/ Equivalent Circuit



/ Pinning



1 2 3
PIN1 Base PIN 2 Collector PIN 3 Emitter

/ h_{FE} Classifications & Marking

h_{FE} Classifications Symbol	B	C	D
h_{FE} Range	85~160	120~200	160~300

Parameter	Symbol	Rating	Unit
Collector to Base Voltage	V_{CBO}	-40	V
Collector to Emitter Voltage	V_{CEO}	-25	V
Emitter to Base Voltage	V_{EBO}	-6.0	V
Collector Current - Continuous	I_C	-800	mA
Base Current - Continuous	I_B	-200	mA

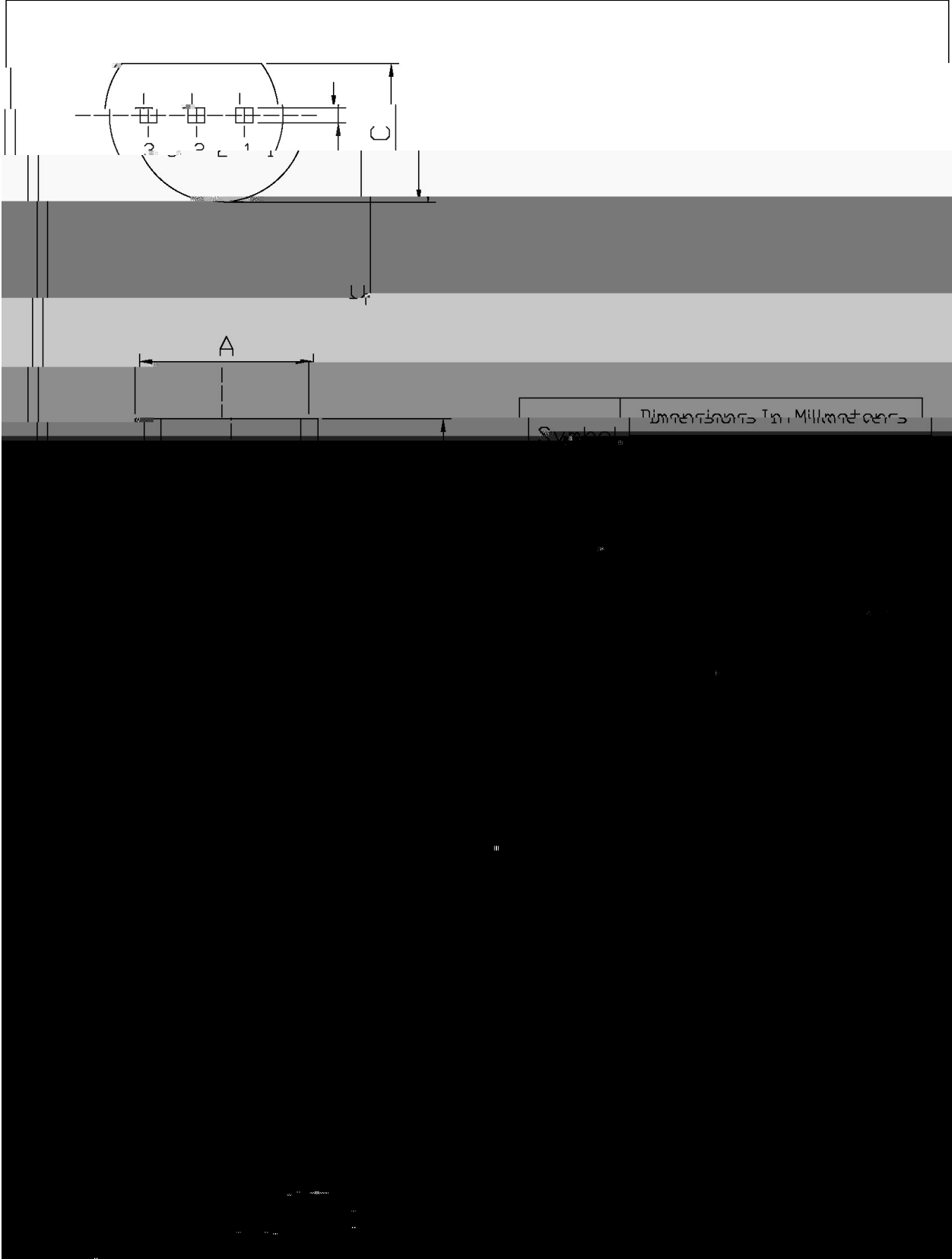
Collector Power DissE5 0.19p-4.on

S8550A
Rev.E Mar.-2016

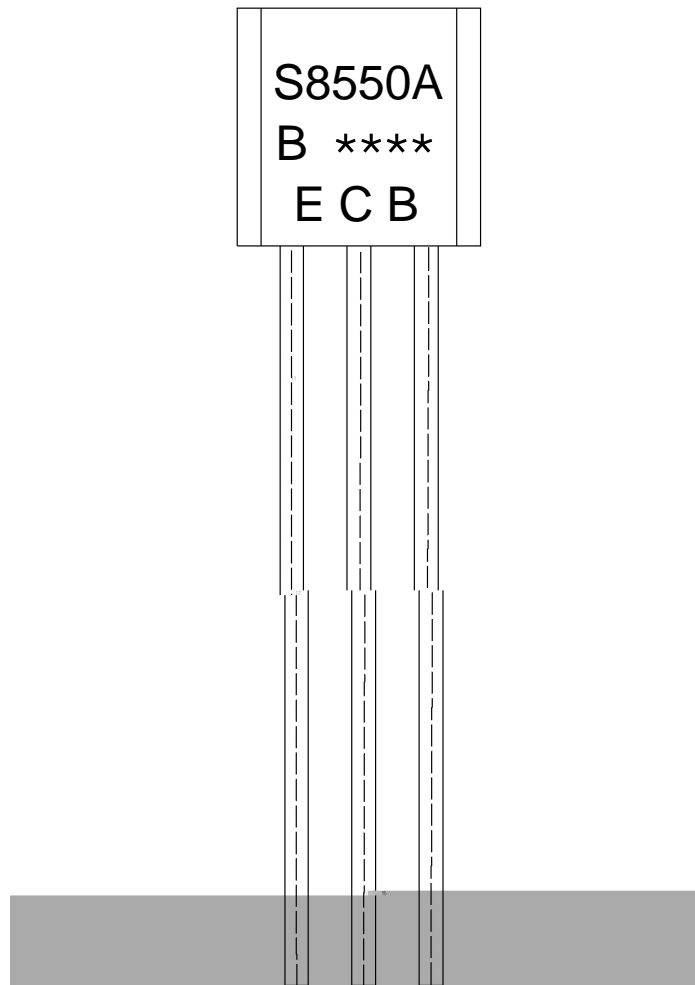
/ Package Dimensions

TO-92

Unit: mm



/ Marking Instructions



S8550A

B: h_{FE}

ECB

Note:


S8550A: Product Type.

B: h_{FE} Classifications Symbol.

****: Lot No. Code, code change with Lot No.

ECB PIN Code

() / Temperature Profile for Dip Soldering(Pb-Free)



- | | | | | | | |
|---|-------|-----|-----------|--------|---|--------------------------------------|
| 1 | 25 | 150 | 60 | 90sec; | Note: | 1.Preheating:25~150 , Time:60~90sec. |
| 2 | 255±5 | | 5±0.5sec; | | 2.Peak Temp.:255±5 , Duration:5±0.5sec. | |
| 3 | | 2 | 10 | /sec. | 3. Cooling Speed: 2~10 /sec. | |

/ Resistance to Soldering Heat Test Conditions

270±5 10±1 sec. Temp.:270±5