

/ Descriptions

SOT-23 NPN Silicon NPN transistor in a SOT-23 Plastic Package.

/ Features

Low current, low voltage.


/ Applications

High-speed switching.

/ Equivalent Circuit



/ Pinning



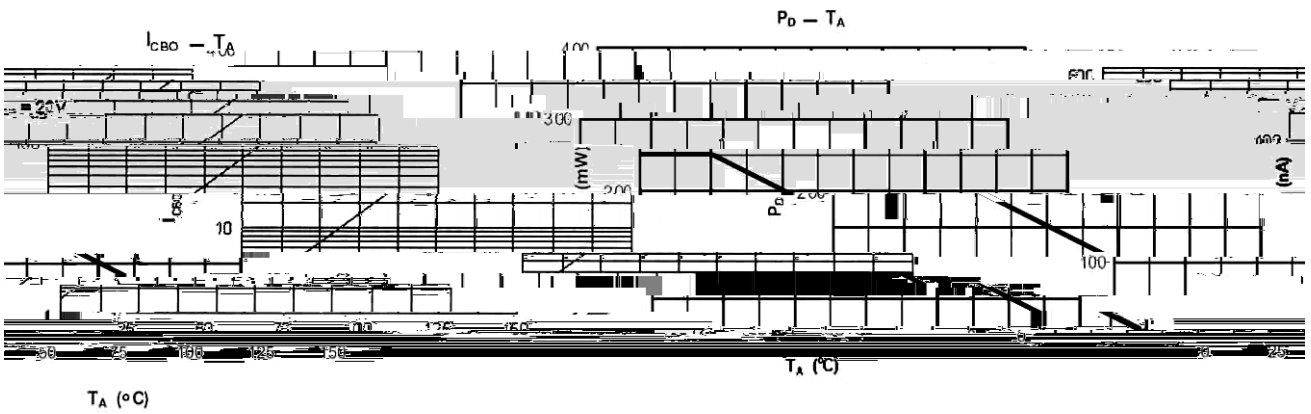

PIN 1 Base PIN 2 Emitter PIN 3 Collector

/ h_{FE} Classifications & Marking


h _{FE} Range	40~200
Marking	H369

Parameter	Symbol	Rating	Unit
Collector to Base Voltage	V_{CBO}	40	V
Collector to Emitter Voltage	V_{CEO}	15	V
Emitter to Base Voltage	V_{EBO}		

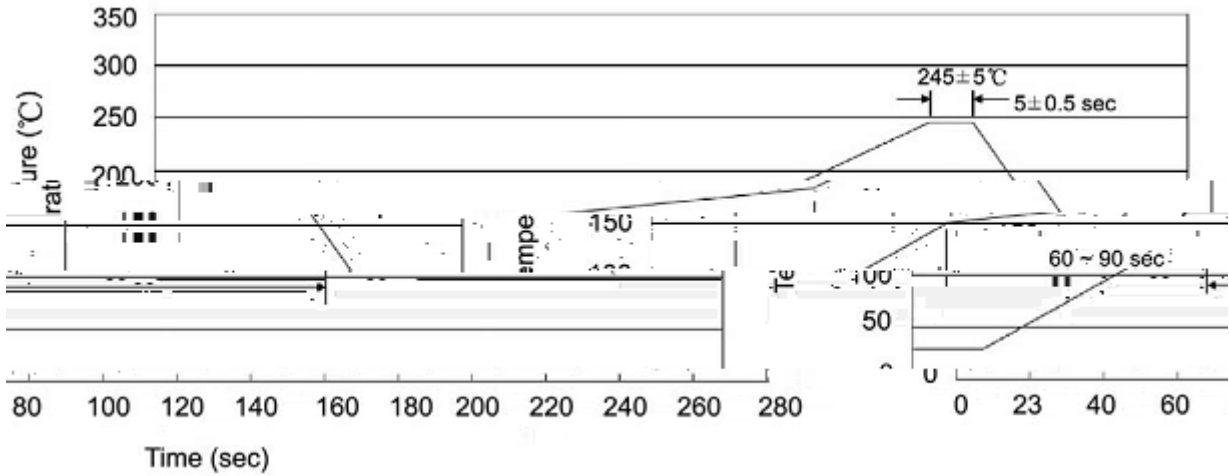
/ Electrical Characteristic Curve



/ Marking Instructions



() / Temperature Profile for IR Reflow Soldering(Pb-Free)



Note:

- | | | | | | |
|---|-------|-----|-----------|--------|---|
| 1 | 25 | 150 | 60 | 90sec; | 1.Preheating:25~150 , Time:60~90sec. |
| 2 | 245±5 | | 5±0.5sec; | | 2.Peak Temp.:245±5 , Duration:5±0.5sec. |
| 3 | | 2 | 10 | /sec. | 3. Cooling Speed: 2~10 /sec. |

/ Resistance to Soldering Heat Test Conditions

260±5 10±1 sec. Temp.:260±5 Time:10±1 sec

/ Packaging SPEC.

/ REEL

Package Type	Units					Dimension (unit mm ³)		
	Units/Reel	Reels/Inner Box	Units/Inner Box	Inner Boxes/Outer Box	Units/Outer Box	Reel	Inner Box	Outer Box
SOT-23	3,000	10	30,000	6	180,000	7 ×8	180×120×180	390×385×205

/ Notices