

/ Descriptions

SOT-89 PNP Silicon PNP transistor in a SOT-89 Plastic Package.

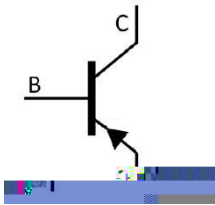
/ Features

High voltage, low saturation voltage, low collector output capacitance, complementary pair with MMBTA42T.


/ Applications

High voltage control circuit.

/ Equivalent Circuit



/ Pinning



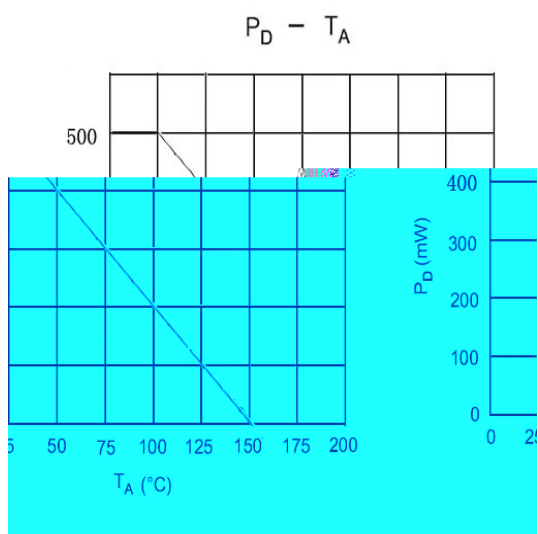
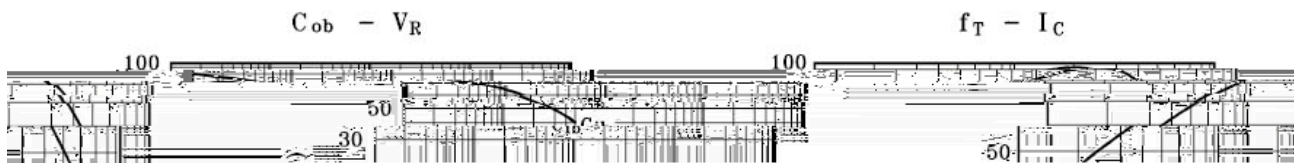
PIN1 Base PIN 2 Collector PIN 3 Emitter

/ Marking

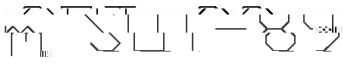
Marking	H2D*
---------	------

Parameter	Symbol	Rating	Unit
Collector to Base Voltage	V_{CBO}	-300	V
Collector to Emitter Voltage	V_{CEO}	-300	V
Emitter to Base Voltage	V_{EBO}	-5.0	V
Collector Current - Continuous	I_C	-500	mA
Collector Power Dissipation	P_C	500	mW

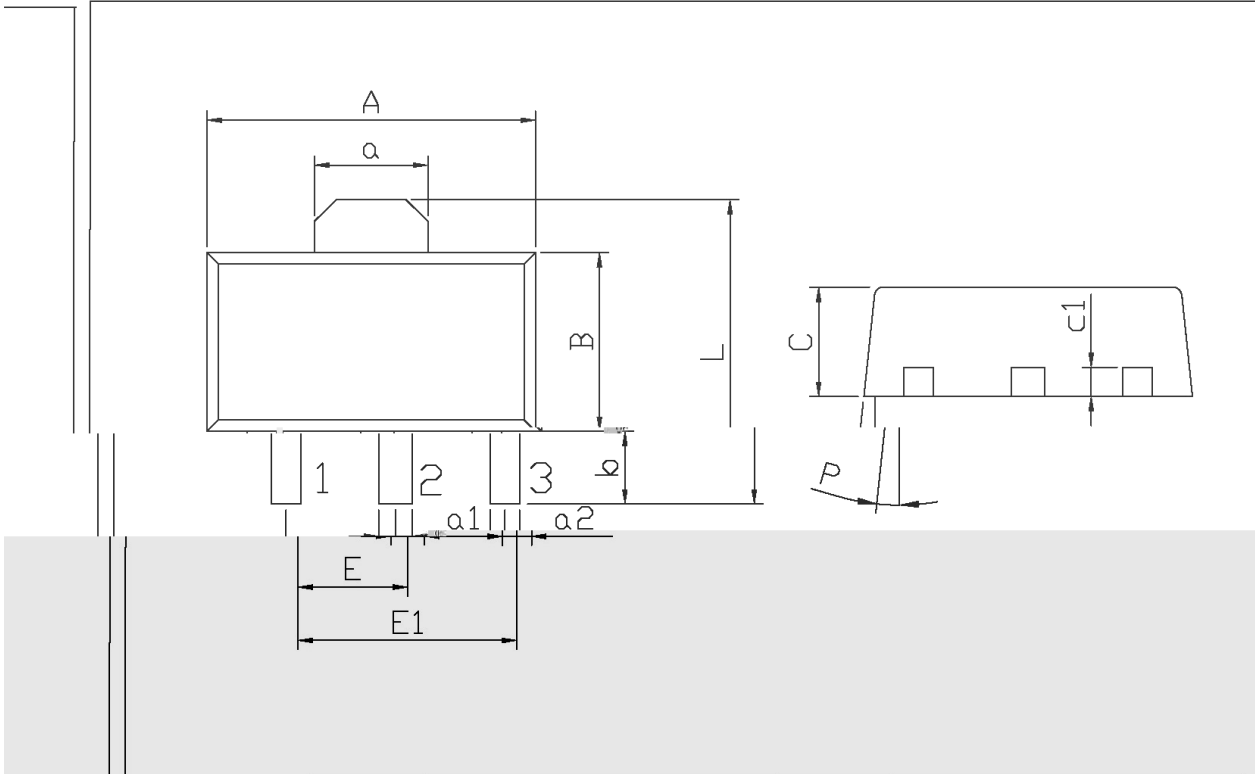
/ Electrical Characteristic Curve



/ Package Dimensions

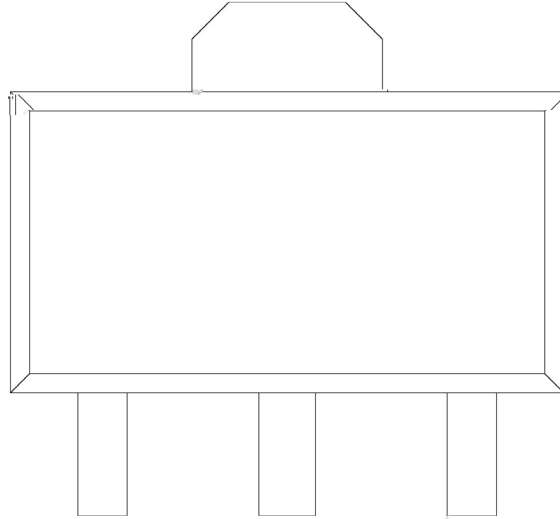


单位: mm



Dimensions In Millimeters			Dimensions In Millimeters		
Symbol	Min.	Max.	Symbol	Min.	Max.
A	4.4	4.7	a1	0.36	0.56
B	2.35	2.65	a2	0.31	0.51
**					
	b	0.80		1.20	

/ Marking Instructions



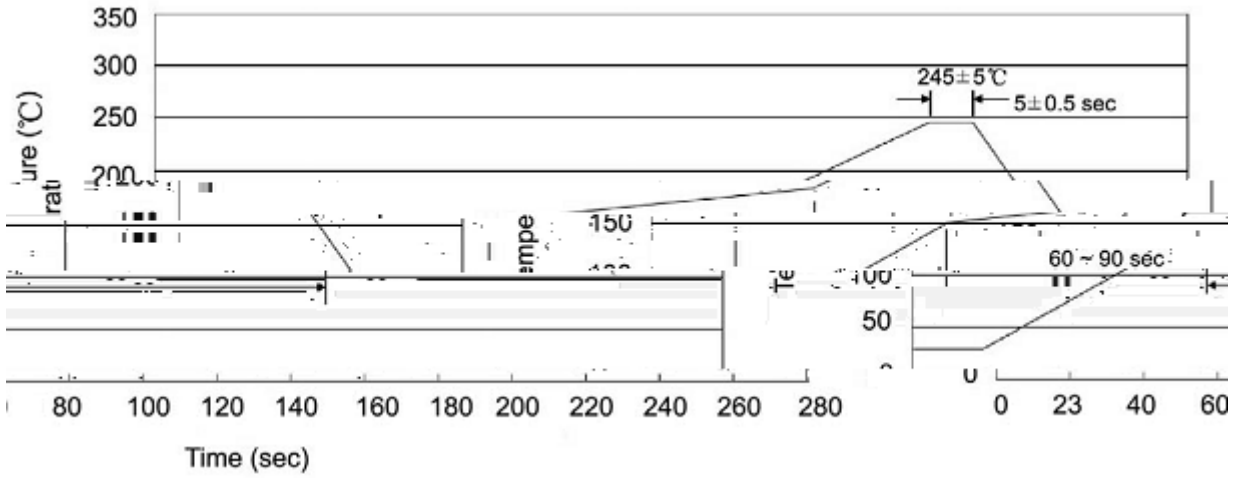
H

2D

**

Note:

() / K\d g\iXk i\`Gif]`Δ]fi @ `I \]fn Jfd \i`e^ZGY\$=i\ž



Note:

- | | | | | | |
|---|-------|-----|-------|----------|---|
| 1 | 25 | 150 | 60 | 90sec; | 1.Preheating:25~150 , Time:60~90sec. |
| 2 | 245±5 | | 5±0.5 | sec; | 2.Peak Temp.:245±5 , Duration:5±0.5sec. |
| 3 | | | 2 | 10 /sec. | 3. Cooling Speed: 2~10 /sec. |

/ Resistance to Soldering Heat Test Conditions

260±5 10±1 sec. Temp.:260±5 Time:10±1 sec

/ Packaging SPEC.