

MMBT5401W

Rev.E Mar.-2016

/ Descriptions

SOT-323 PNP Silicon PNP transistor in a SOT-323 Plastic Package.

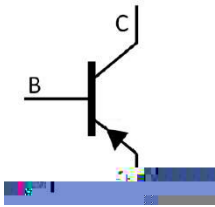
/ Features

MMBT5551W
High voltage, complementary Pair with MMBT5551W.


/ Applications

General purpose high voltage amplifier.

/ Equivalent Circuit



/ Pinning



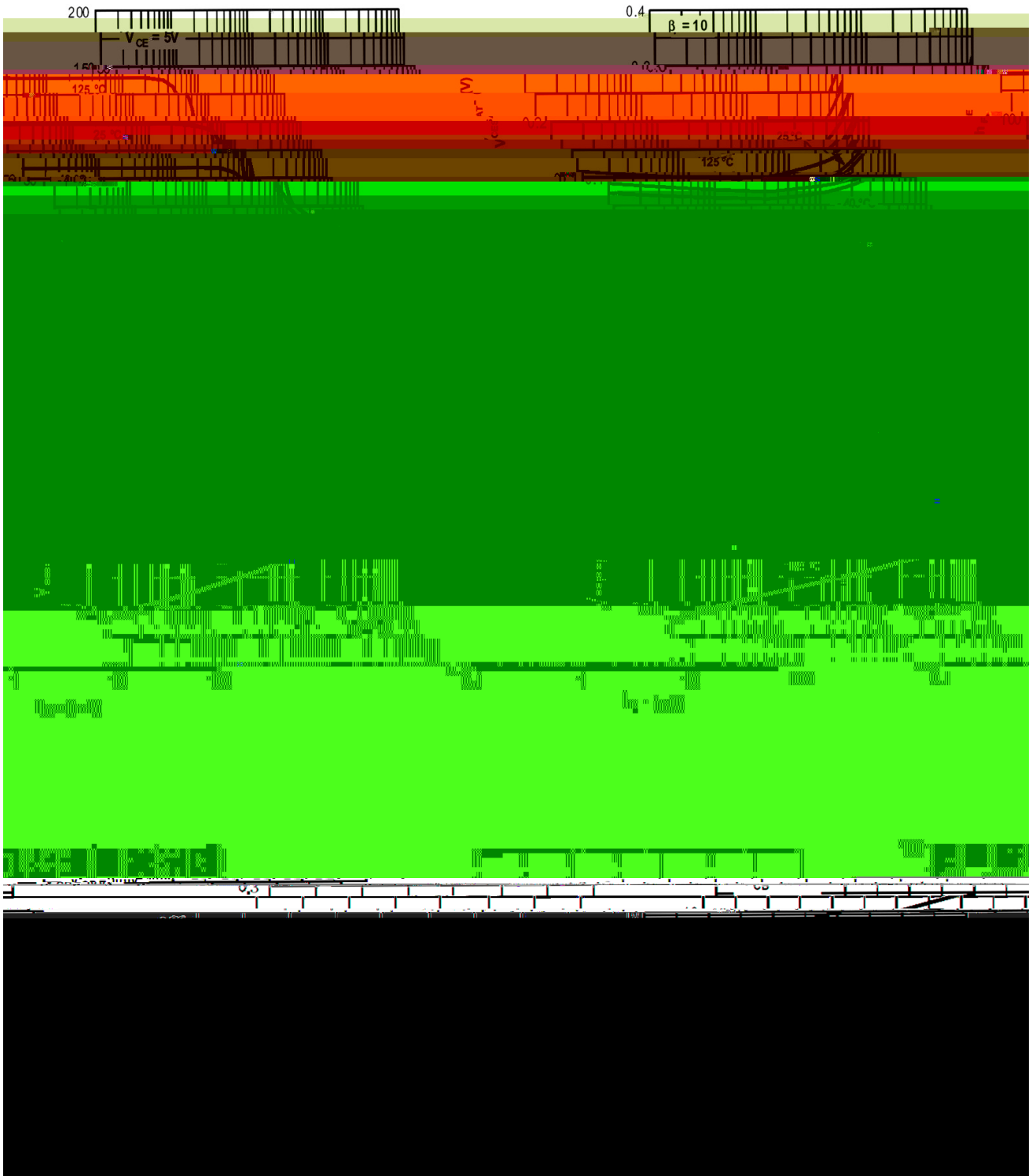
PIN1 Emitter PIN 2 Base PIN 3 Collector

/ Marking


h_{FE} Classifications Symbol	A	B	C
h_{FE} Range	50 150	100 300	200 400
Marking	H2LA	H2LB	H2LC

Parameter	Symbol	Rating	Unit
Collector to Base Voltage	V_{CBO}	-180	V

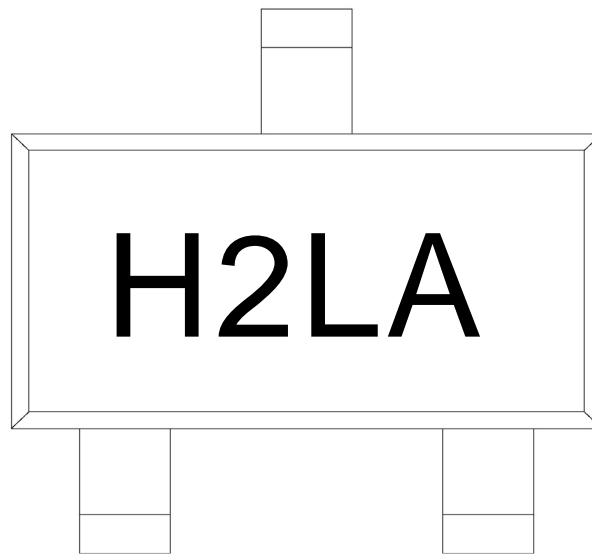
/ Electrical Characteristic Curve



/ Package Dimensions



/ Marking Instructions



H

2L

A h_{FE}

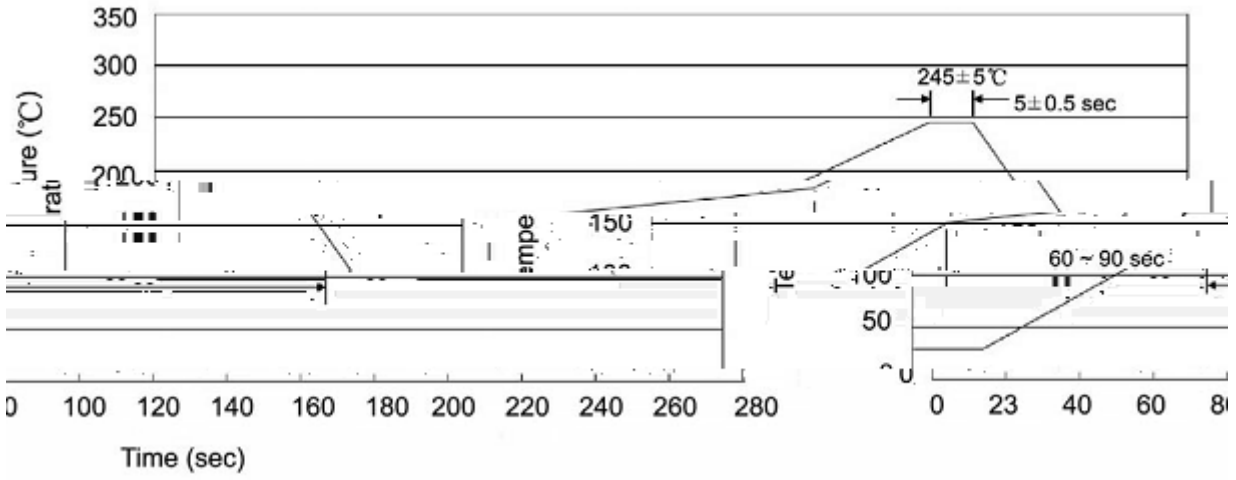
Note:

H: Company Code.

2L: Product Type.

A h_{FE} Classifications Symbol

() / K\d g\iXk i\`Gif]`d`]fi`@`I`]\fn`Jfd` \i`e`^ZGS`-i\`z



Note:

1 25 150 60 90sec;

1.Preheating:25~150