

MBRB10200CT

Rev.G Dec.-2017

/ Descriptions

TO-263

Schottky Diode in a TO-263 Plastic Package.

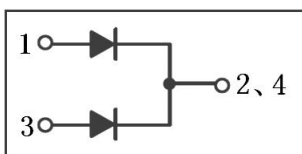
/ Features

Low power loss, high efficiency.

/ Applications

For use in low voltage,high frequency inverters, free wheeling, and polarity protection applications.

/ Equivalent Circuit



/ Pinning



PIN1 Anode

PIN 2 4 Cathode

PIN 3 Anode

/ h_{FE} Classifications & Marking

See Marking Instructions.

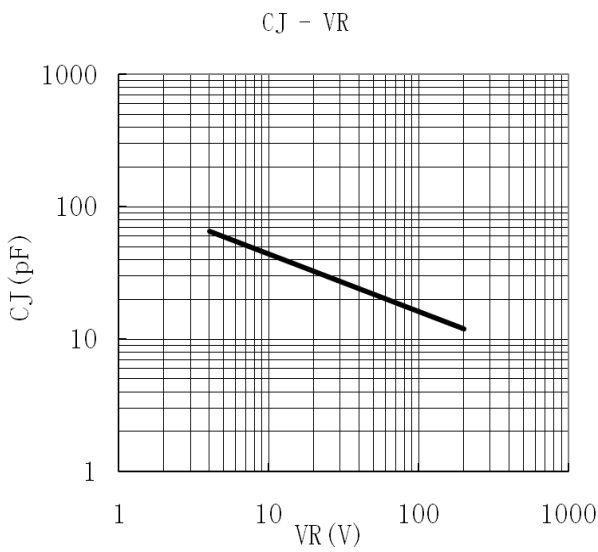
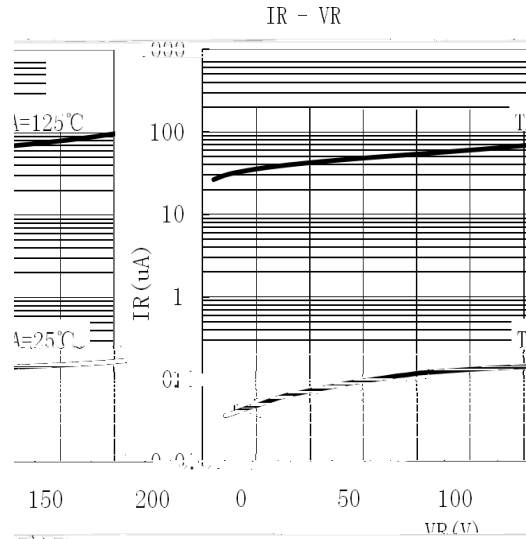
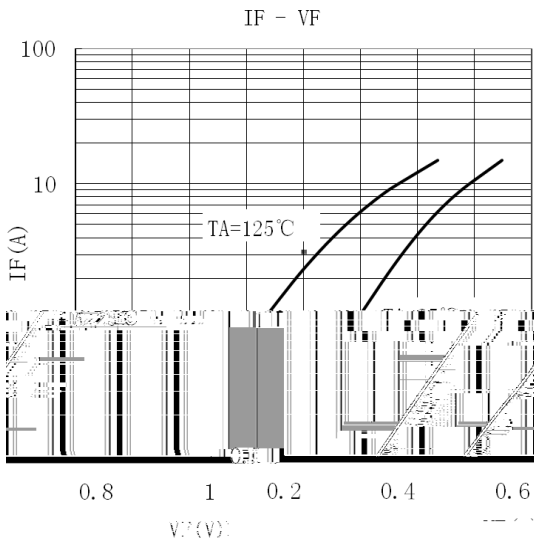
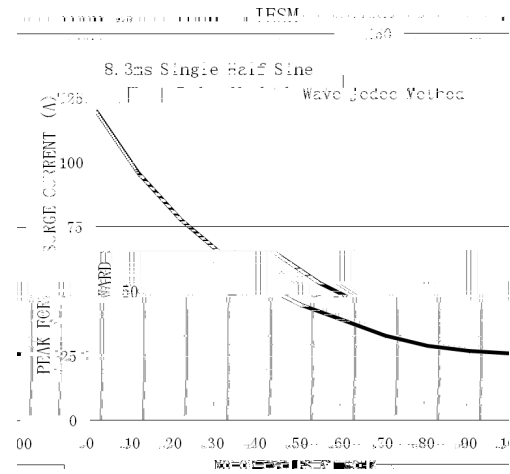
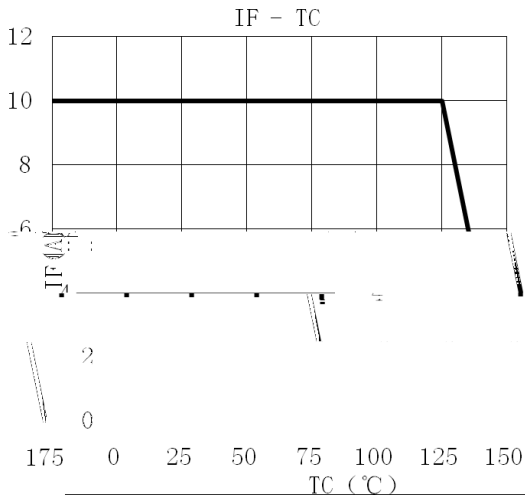
Parameter	Symbol	Rating	Unit
Peak Repetitive Reverse Voltage Working Peak Reverse Voltage DC Reverse Voltage	V_{RRM} V_{RWM} V_{RM}	200	V
DC Blocking Voltage	$V_{R(RMS)}$	140	V
Average forward rectified Current	$I_{F(AV)}$	2x5	A
Non Repetitive Peak Surge Current	I_{FSM}	120	A
Junction Temperature Range	$T_{j MAX}$	150	
Storage Temperature Range	T_{stg}	-65 150	

Parameter	Symbol	Test Conditions	Min	Typ	Max	Unit
Reverse Voltage	$V_{(BR)R}$	$I_R = 0.3mA$	200			V
Peak Forward Voltage	V_{FM}	$I_F = 5.0A$ $T_j = 25$		0.80	0.85	V
		$I_F = 5.0A$ $T_j = 125$		0.68	0.75	V
		$I_F = 10A$ $T_j = 25$		0.88	0.95	V
		$I_F = 10A$ $T_j = 125$		0.77	0.85	V
Instantaneous Reverse Current	I_R Note 1	$V_R = 200V$ $T_j = 25$			10	μA
		$V_R = 150V$ $T_j = 125$			1	mA
		$V_R = 200V$ $T_j = 125$			5	mA

/Notes

1.

/ Electrical Characteristic Curve

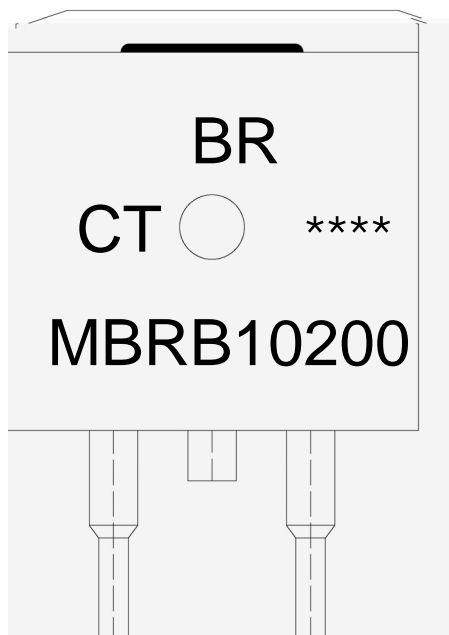


/ Package Dimensions

MBRB10200CT

Rev.G Dec.-2017

/ Marking Instructions



BR

MBRB10200

CT:

Note:

BR: Company Code

MBRB10200 Product Type.

CT: Internal Structure

****: Lot No. Code, code change with Lot No.

MBRB10200CT
Rev.G Dec.-2017