

MBRB10150CT

Rev.F May.-2016

DATA

/ Absolute Maximum Ratings(Ta=25)

Parameter	Symbol	Rating	Unit
Peak Repetitive Reverse Voltage Working Peak Reverse Voltage Peak Reverse Voltage	V_{RRM} V_{RWM} V_{RM}	150	V
Reverse Voltage	V_R	105	V
Average forward rectified Current	I_F	2X5	A
Non Repetitive Peak Surge Current	I_{FSM}	100	A
Thermal Resistance Junction to Case	R_{JC}	2.5	/W
Junction Temperature Range	T_j	150	
Storage Temperature Range	T_{stg}	-65 150	

/ Electrical Characteristics(Ta=25)

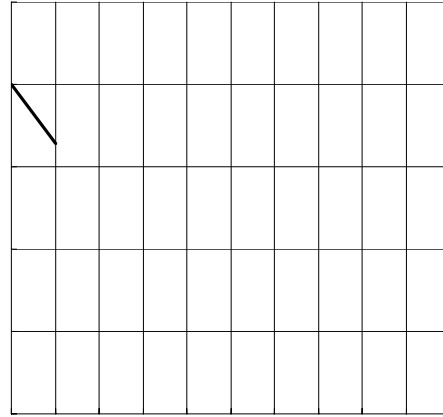
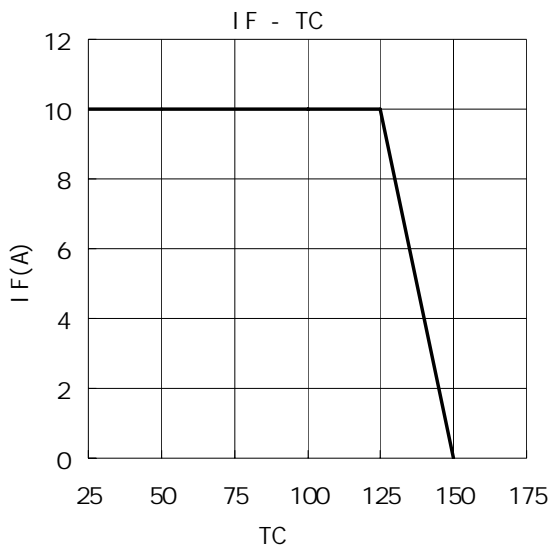
Parameter	Symbol	Test Conditions	Min	Typ	Max	Unit
Reverse Voltage	$V_{(BR)R}$	$I_R=0.3mA$	150			V
Peak Forward Voltage	V_{FM}	$I_F=5.0A$ $T_j=25$			0.85	V
		$I_F=5.0A$ $T_j=125$			0.70	V
		$I_F=10A$ $T_j=25$			0.95	V
		$I_F=10A$ $T_j=125$			0.75	V
Instantaneous Reverse Current	I_R Note 1	$V_R=150V$ $T_j=25$			10	uA
		$V_R=120V$ $T_j=125$			1	mA
		$V_R=150V$ $T_j=125$			5	mA

/Notes

1. /Short duration pulse test used to minimize self-heating effect.

2. / Unless otherwise noted, values for the parameters of a single chip .

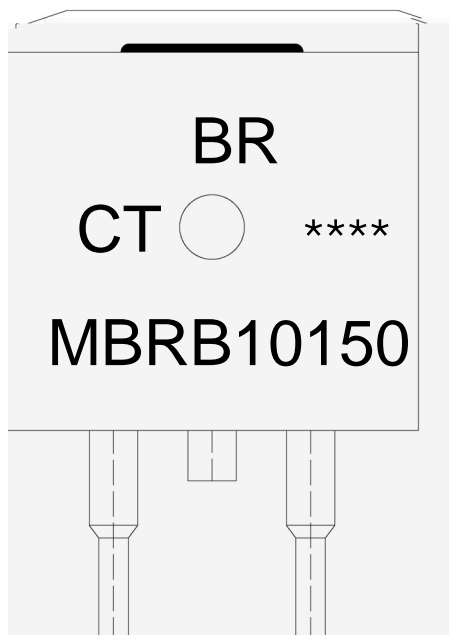
/ Electrical Characteristic Curve



MBRB10150CT

Rev.F May.-2016

/ Marking Instructions



BR

MBRB10150

CT:

Note:

BR: Company Code

MBRB10150 Product Type.

CT: Internal Structure

****: Lot No. Code, code change with Lot No.

MBRB10150CT
Rev.F May.-2016