

/ Descriptions

TO-277
TO-277 Plastic package Schottky diode .

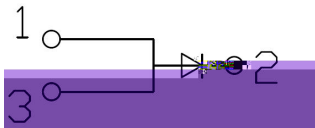
/ Features

High Forward Surge Capability, Ultra Low Forward Voltage Drop, Excellent High Temperature Stability.
HF Product.

/ Applications

For use in low voltage,high frequency inverters, free wheeling, and polarity protection applications.

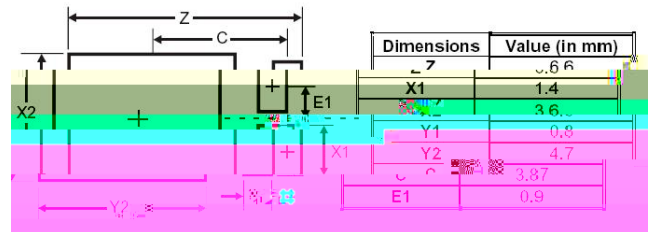
/ Equivalent Circuit



/ Pinning



PIN1 Anode PIN 2 Cathode PIN 3 Anode



Suggested Pad layout

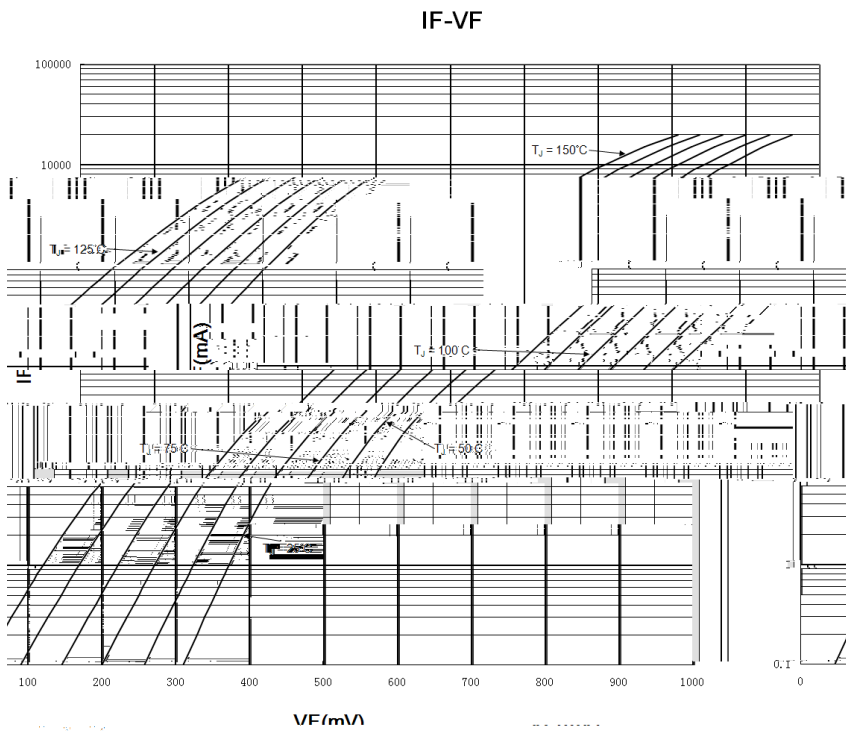
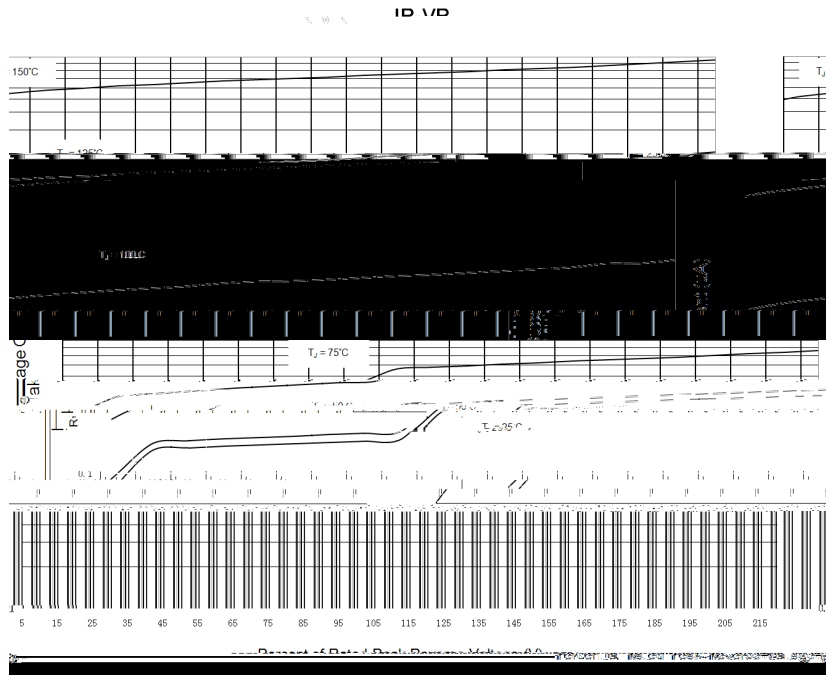
/ h_{FE} Classifications & Marking

See Marking Instructions.

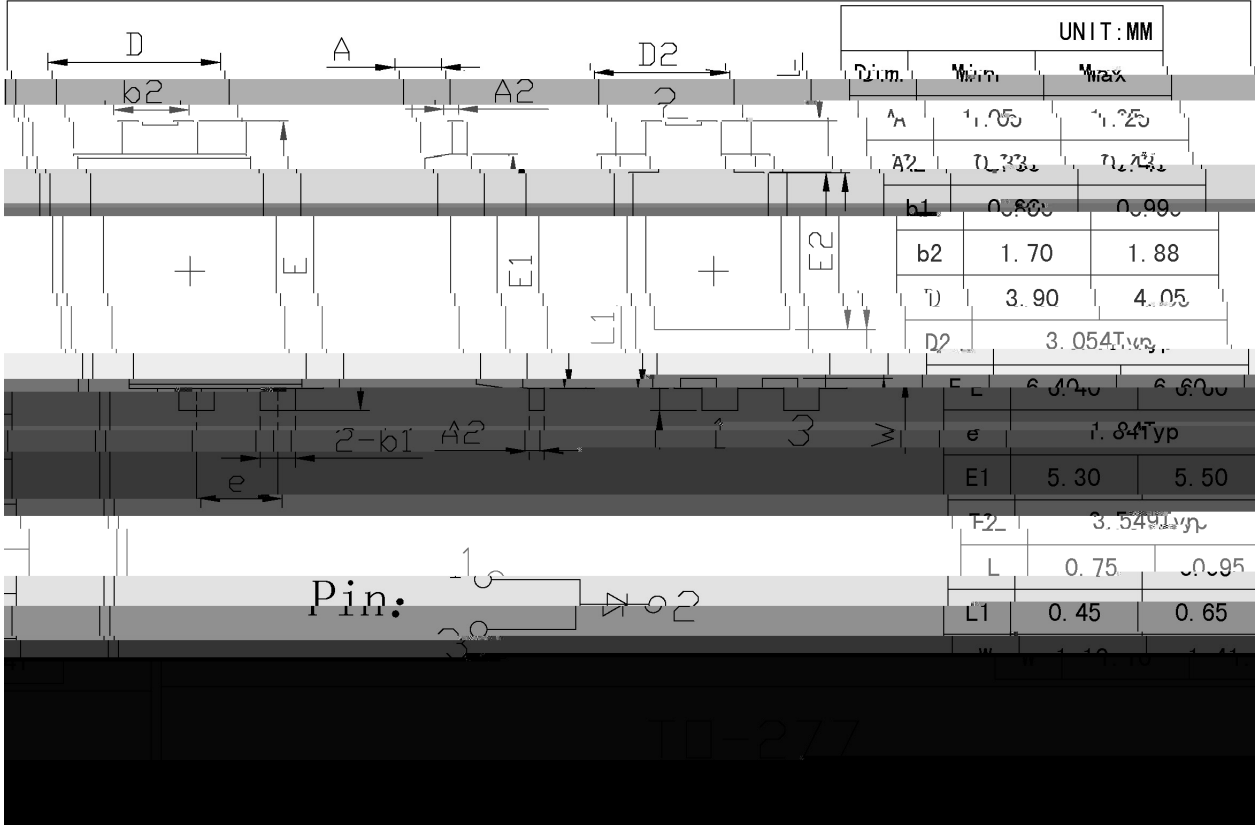
Parameter	Symbol	Rating	Unit
Peak Repetitive Reverse Voltage Working Peak Reverse Voltage Peak Reverse Voltage	V_{RRM} V_{RWM} V_{RM}	200	V
RMS Reverse voltage	$V_{R(RMS)}$	180	V
Average Rectified Output Current	I_O	4	A
Non Repetitive Current	I_{FM}	8	A
Non-Repetitive Peak Forward Surge Current	I_{FSM}	100	A
Junction Temperature Range	$T_{j MAX}$	150	
Storage Temperature Range	T_{stg}	-55 150	
Typical Thermal Resistance	R_{JA} Note 1	80	/W

Parameter	Symbol	Test Conditions	Min	Typ	Max	Unit
Reverse Voltage	V_R	$I_R=0.3mA$	200			V
Forward voltage	V_F	$I_F=3A$ $T_J=25$ $/T_J=125$		780/625	820	mV
		$I_F=4A$ $T_J=25$ $/T_J=125$		795/649	840	mV
		$I_F=8A$ $T_J=25$ $/T_J=125$		851/715	890	mV

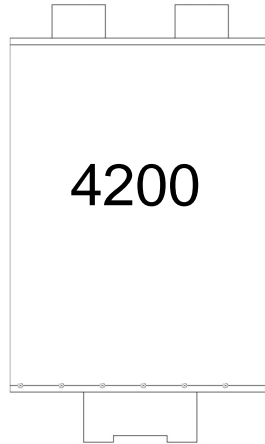
/ Electrical Characteristic Curve



/ Package Dimensions



/ Marking Instructions



4200

Note:


4200

Product Type.

****:

Lot No. Code, code change with Lot No.

() / K\ d g\ i Xk i \ ' Gif] \ d] fi @ ' I \] f n ' J f d \ i e ^ Ž G Y \$ = i \ \ ž



- 1 150 180 60 90sec;
- 2 245±5 5±0.5sec;
- 3 2 10 /sec.

Note:

- 1.Preheating:150~180 , Time:60~90sec.
- 2.Peak Temp.:245±5 , Duration:5±0.5sec.
- 3. Cooling Sp.7(T)10TD0 Tc0 T0.0043 0 TD1 T6286 0 TD-0.