

# LV30100PT

Rev.E Mar.-2016

KF \$\* G

Schottky Barrier Diode in a TO-3P Plastic Package.

Low forward voltage drop,low power losses,High efficiency operation.

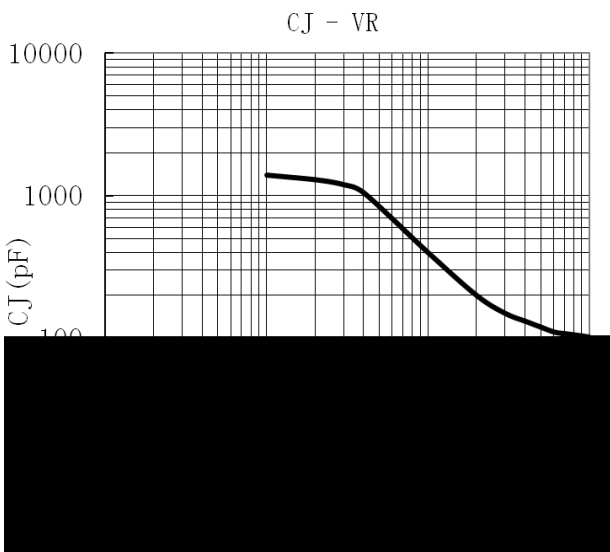

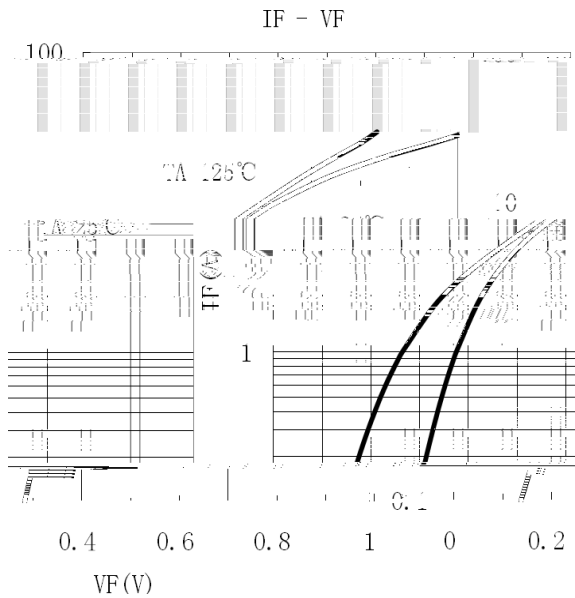
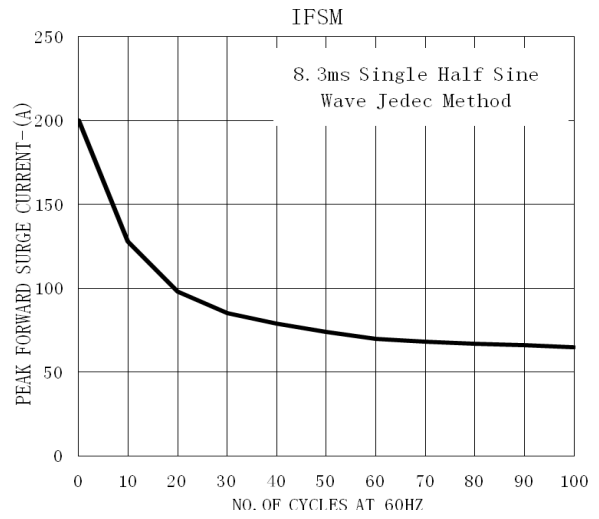
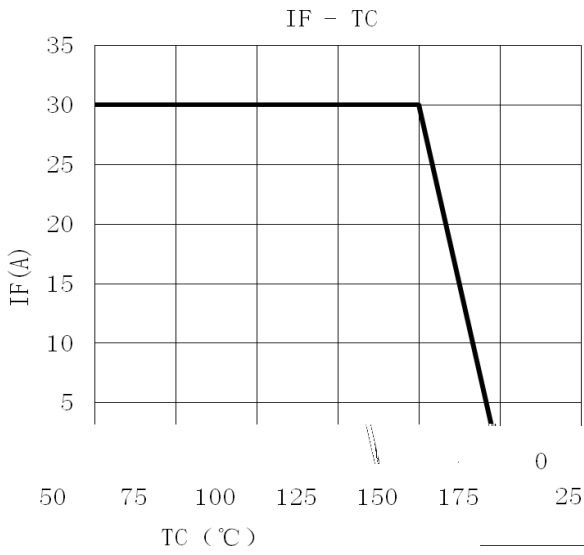
# LV30100PT

Rev.E Mar.-2016

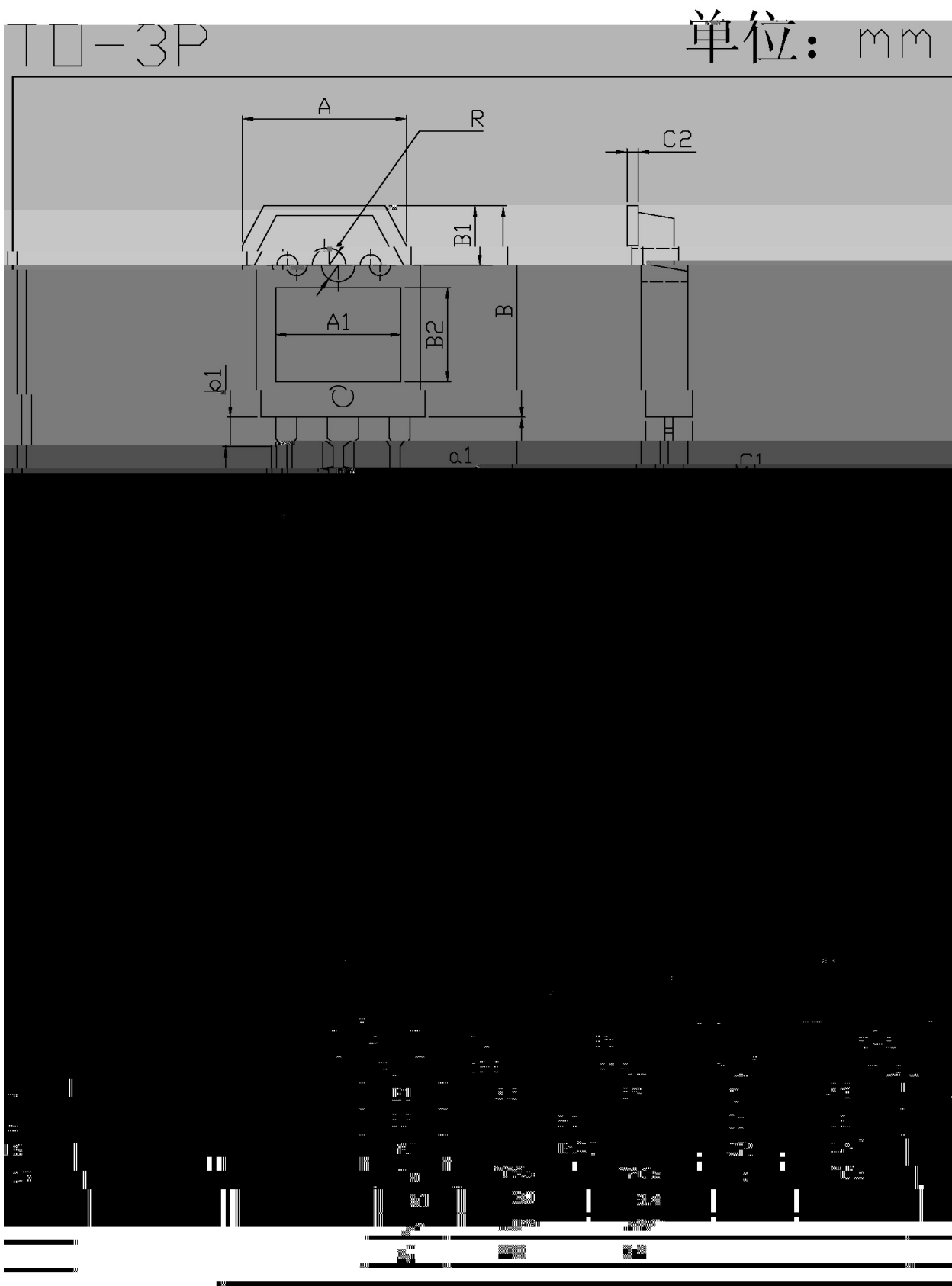
Parameter	Symbol	Rating	Unit
Peak Repetitive Reverse Voltage Working Peak Reverse Voltage DC Blocking Voltage	$V_{RM}$ $V_{RSM}$ $V_{DC}$	100	V
RMS Voltage	$V_{RMS}$	70	V
Average Rectified Forward Current	$I_{F(AV)}$	2×15	A
Non Repetitive Peak Surge Current	$I_{FSM}$	200	A
Thermal Resistance Junction to Case	$R_{Jc}$	1.4	/W
Junction and Storage Temperature Range	$T_j$ $T_{stg}$	-40 +150	

Parameter	Symbol	Test Conditions	Min	Typ	Max	Unit
-----------	--------	-----------------	-----	-----	-----	------


**/ Electrical Characteristic Curve**



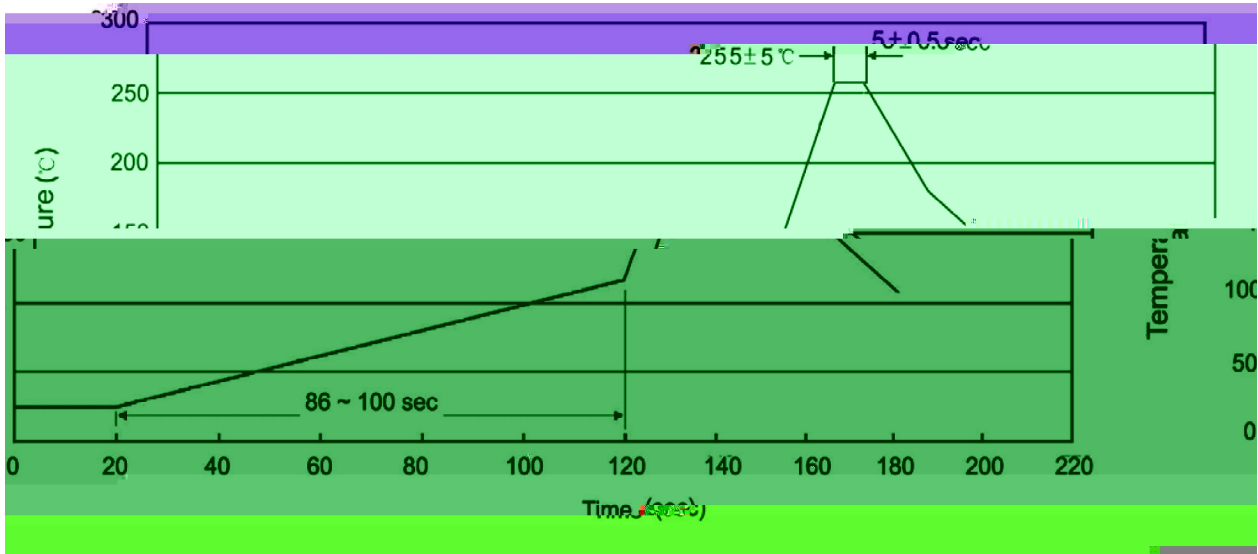
/ Package Dimensions



**/ Marking Instructions**



( ) / Temperature Profile for Dip Soldering(Pb-Free)



Note:

- |   |        |     |            |        |   |
|---|--------|-----|------------|--------|---|
| 1 | 25     | 150 | 60         | 90sec; | 1.Preheating:25~150 , Time:60~90sec.      |
| 2 | 255..5 |     | 5..0.5sec; |        | 2.Peak Temp.:255..5 , Duration:5..0.5sec. |
| 3 |        | 2   | 10         | /sec.  | 3. Cooling Speed: 2~10 /sec.              |

/ Resistance to Soldering Heat Test Conditions

270..5                      10..1 sec.                      Temp.:270±5                      Time:10±1 sec

/ Packaging SPEC.

/ TUBE

Package Type	Units					Dimension			(unit mm <sup>3</sup> )
	Units/Tube	Tubes/Inner Box	Units/Inner Box	Inner Boxes/Outer Box	Units/Outer Box	Tube	Inner Box	Outer Box	