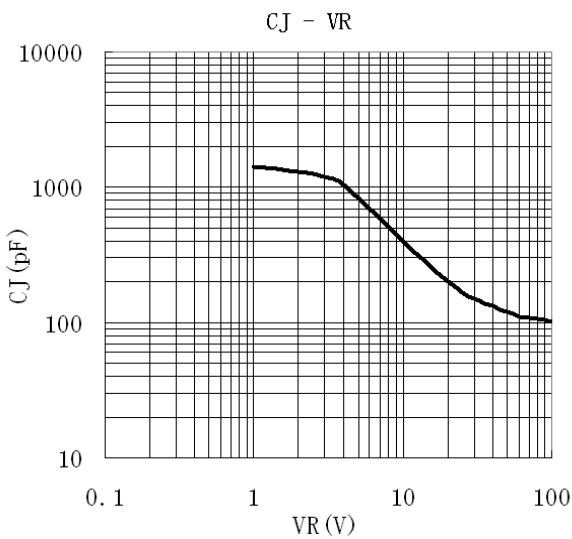
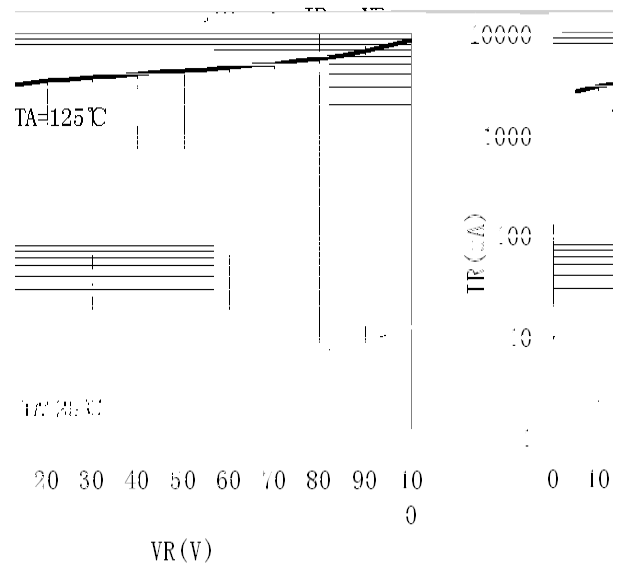
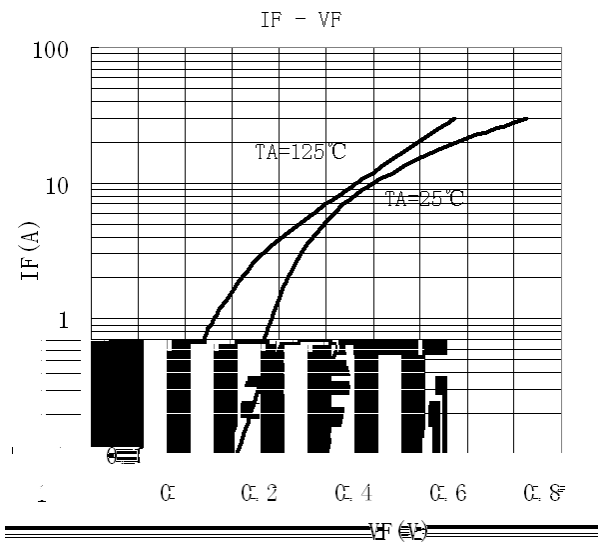
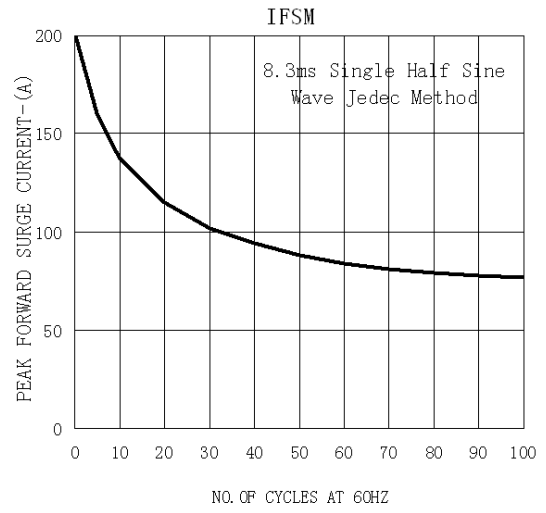
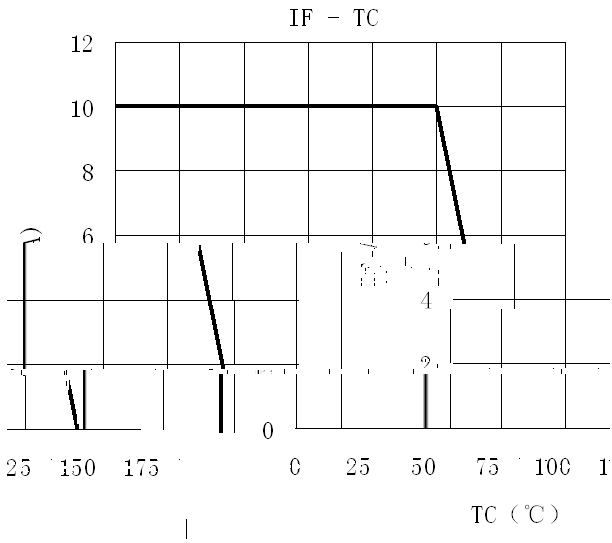



	θ	$/W$
	$1/W$	
Junction and Storage Temperature Range	T_j T_{stg}	-55 +150

Parameter	Symbol	Test Conditions	Min	Typ	Max	Unit
Reverse Voltage	$V_{(BR)R}$	$I_R=1mA(T_a=25^\circ C)$ 100			V	
Forward Voltage	V_F	$I_F=2A(T_a=25^\circ C)$		0.41	0.45	V
		$I_F=10A(T_a=25^\circ C)$	0.58	0.65	V	
		$I_F=2A(T_a=125^\circ C)$	0.31	0.40	V	
		$I_F=10A(T_a=125^\circ C)$	0.55	0.65	V	
Instantaneous Reverse Current	I_R Note 2	$V_R=100V(T_a=125^\circ C)$				

/ Electrical Characteristic Curve



() / Temperature Profile for IR Reflow Soldering(Pb-Free)



Note:

- | | | | | | |
|---|-----|-----|----|----------|---|
| 1 | 150 | 180 | 60 | 90sec; | 1.Preheating:150~180 , Time:60~90sec. |
| 2 | 245 | 5 | 5 | 0.5sec; | 2.Peak Temp.:245 5 , Duration:5 0.5sec. |
| 3 | | | 2 | 10 /sec. | 3. Cooling Speed: 2~10 /sec. |

/ Resistance to Soldering Heat Test Conditions

260 5 10 1 sec. Temp.:260±5 Time:10±1 sec

/ Packaging SPEC.

/ REEL

Package Type	Units					Dimension (unit mm ³)		
	Units/Reel /	Reels/Inner Box /	Units/Inner Box /	Inner Boxes/Outer Box /	Units/Outer Box /	Reel	Inner Box	Outer Box
TO-277	5,000	3	15,000	6	90,000	13 ×12	360×360×50	380×335×366

/ Notices