

/ Descriptions

TO-220 NPN Silicon NPN transistor in a TO-220 Plastic Package.

/ Features

 , KTB988
High h_{FE} , low saturation voltage, complementary pair with KTB988.

/ Applications

General purpose application.

/ Equivalent Circuit



/ Pinning



PIN1 Base PIN 2 Collector PIN 3 Emitter

/ h_{FE} Classifications & Marking

h_{FE} Classifications Symbol	O	Y	GR
h_{FE} Range	60 120	100 200	150 300

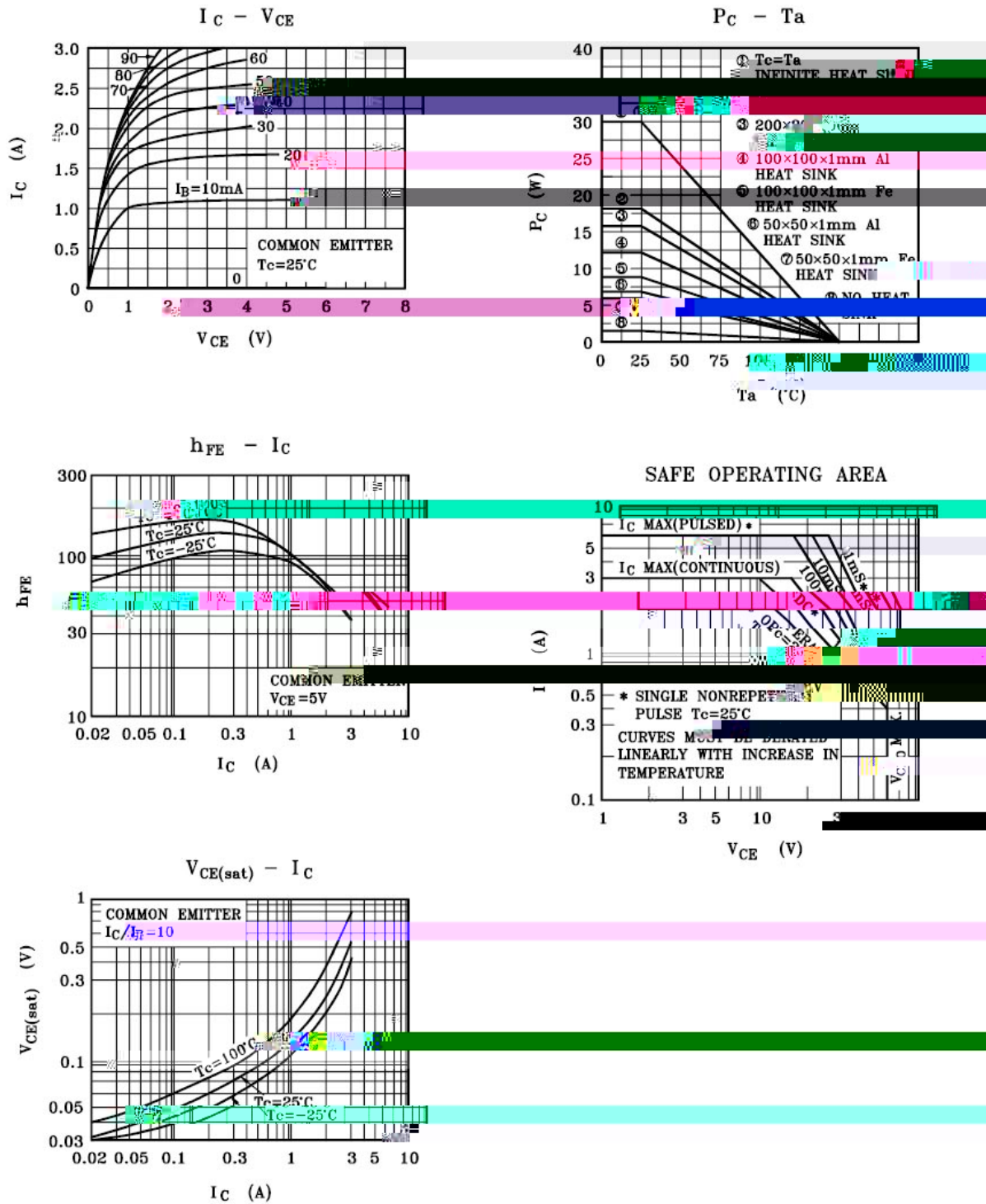
/ Absolute Maximum Ratings(Ta=25)

Parameter	Symbol	Rating	Unit
Collector to Base Voltage	V_{CBO}	60	V
Collector to Emitter Voltage	V_{CEO}	60	V
Emitter to Base Voltage	V_{EBO}	7.0	V
Collector Current - Continuous	I_C	3.0	A
Base Current	I_B	500	mA
Collector Power Dissipation	P_C	2.0	W
Collector Power Dissipation	$P_C(T_c=25)$	30	W
Junction Temperature	T_j	150	
Storage Temperature Range	T_{stg}	-55 150	

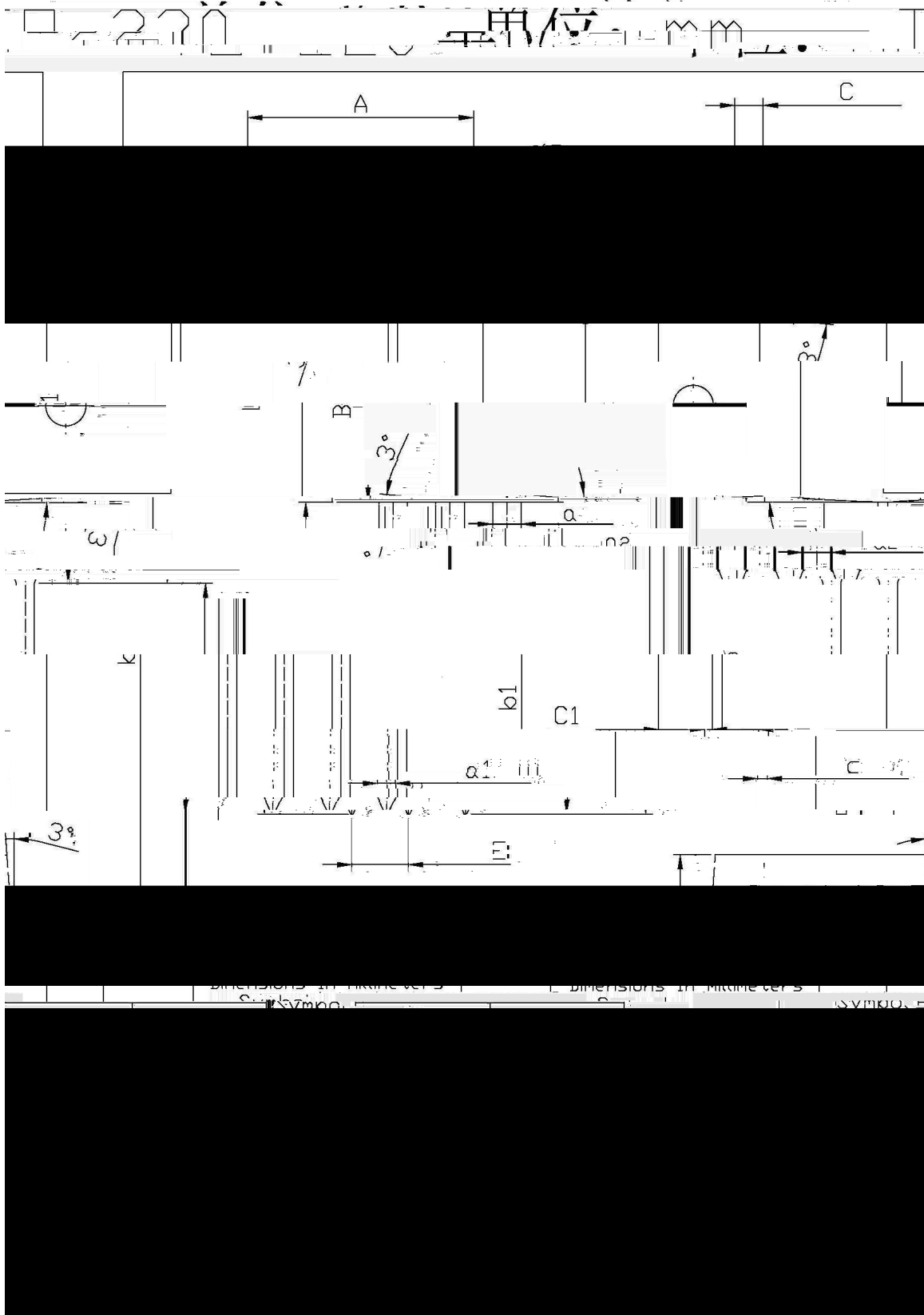
/ Electrical Characteristics(Ta=25)

Parameter	Symbol	Test Conditions	Min	Typ	Max	Unit
Collector to Emitter Breakdown Voltage	V_{CEO}	$I_C=50mA$ $I_B=0$	60			V
Collector Cut-Off Current	I_{CBO}	$V_{CB}=60V$ $I_E=0$			100	μA
Emitter Cut-Off Current	I_{EBO}	$V_{EB}=7.0V$ $I_C=0$			100	μA
DC Current Gain	h_{FE}	$V_{CE}=5.0V$ $I_C=0.5A$	60		300	
Collector to Emitter Saturation Voltage	$V_{CE(sat)}$	$I_C=2.0A$ $I_B=0.2A$		0.25	1.0	V
Base to Emitter Voltage	V_{BE}	$V_{CE}=5.0A$ $I_C=0.5A$		0.7	1.0	V
Transition Frequency	f_T	$V_{CE}=5.0V$ $I_C=0.5A$		3.0		MHz
Collector output capacitance	C_{ob}	$V_{CB}=10V$ $I_E=0$ $f=1.0MHz$		35		pF
Turn-On Time	t_{on}	$-I_{B1}=I_{B2}=0.2A$ $V_{CC}=-30V$		0.65		μs
Storage Time	t_{stg}			1.3		
Fall Time	t_f			0.65		

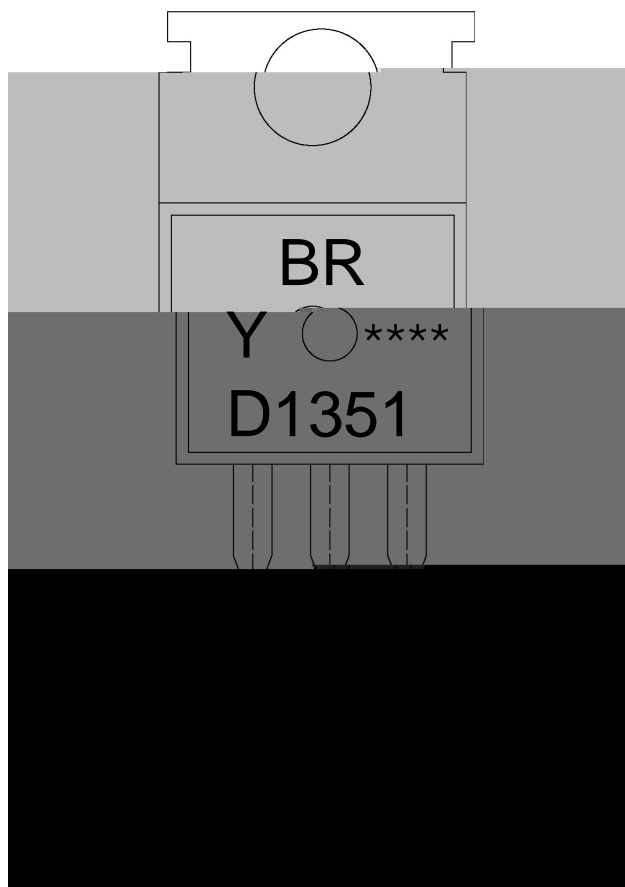
/ Electrical Characteristic Curve



/ Package Dimensions



/ Marking Instructions



BR

D1351

Y: h_{FE}

Note:

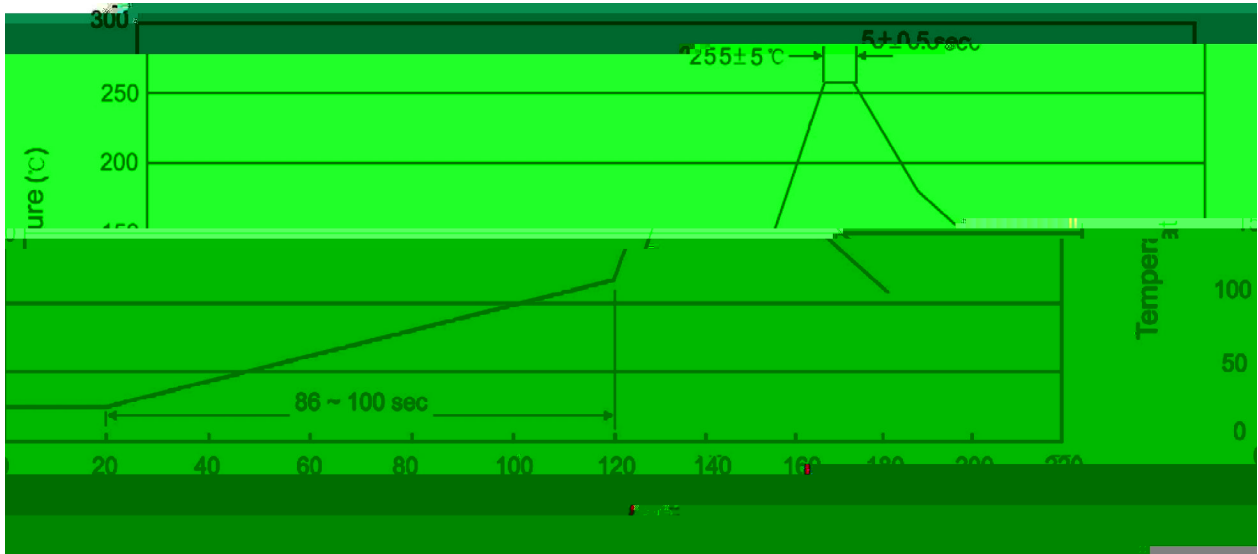
BR: Company Code

D1351: Product Type.

Y: h_{FE} Classifications Symbol

****: Lot No. Code, code change with Lot No.

() / Temperature Profile for Dip Soldering(Pb-Free)



Note:

- | | | | | | |
|---|-------|-----|-------|----------|---|
| 1 | 25 | 150 | 60 | 90sec; | 1.Preheating:25~150 , Time:60~90sec. |
| 2 | 255±5 | | 5±0.5 | sec; | 2.Peak Temp.:255±5 , Duration:5±0.5sec. |
| 3 | | | 2 | 10 /sec. | 3. Cooling Speed: 2~10 /sec. |

/ Resistance to Soldering Heat Test Conditions

270±5 10±1 sec. Temp.:270±5 Time:10±1 sec

/ Packaging SPEC.

/ BULK

Package Type	Units					Dimension (unit mm ³)		
	Units/Bag /	Bags/Inner Box /	Units/Inner Box /	Inner Boxes/Outer Box /	Units/Outer Box /	Bag	Inner Box	Outer Box
TO-220/F	200	10	2,000	5	10,000	135×190	237×172×102	560×245×195

/ TUBE

Package Type	Units					Dimension (unit mm ³)		
	Units/Tube /	Tubes/Inner Box /	Units/Inner Box /	Inner Boxes/Outer Box /	Units/Outer Box /	Tube	Inner Box	Outer Box
TO-220/F	50	20	1,000	5	5,000	532×31.4×5.5	555×164×50	575×290×180

/ Notices