

/ Descriptions

TO-126F PNP Silicon PNP transistor in a TO-126F Plastic Package.

/ Features

KSE340

High collector-Emitter breakdown voltage Suitable for transformer complement to KSE340.


/ Applications

High voltage general purpose applications.

/ Equivalent Circuit



/ Pinning



PIN1 Emitter PIN 2 Collector PIN 3 Base

/ h_{FE} Classifications & Marking

See Marking Instructions.

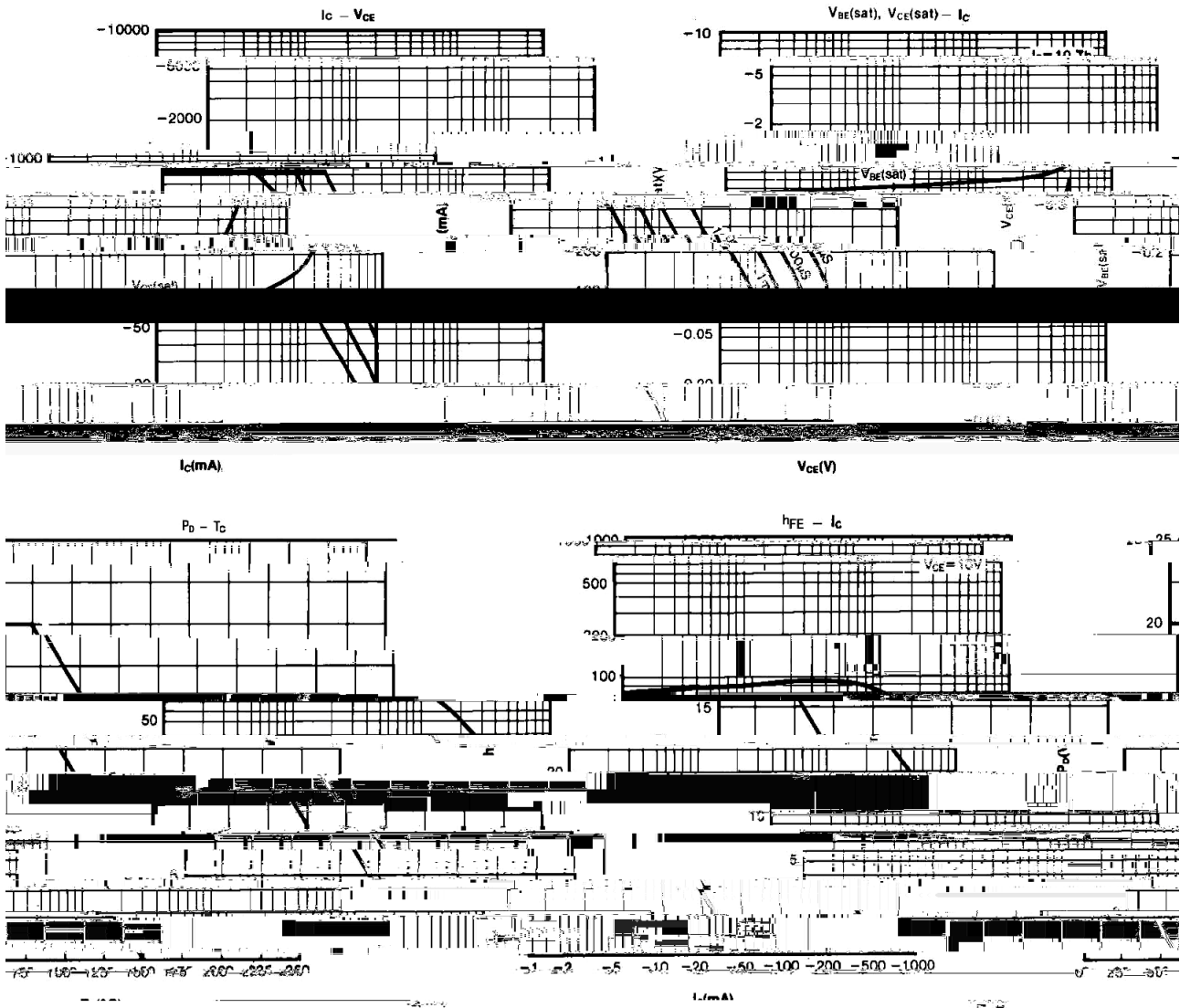
/ Absolute Maximum Ratings(Ta=25)

Parameter	Symbol	Rating	Unit
Collector to Base Voltage	V_{CBO}	-300	V
Collector to Emitter Voltage	V_{CEO}	-300	V
Emitter to Base Voltage	V_{EBO}	-5.0	V
Collector Current – Continuous	I_C	-500	mA
Collector Power Dissipation	$P_C(T_c=25)$	20	W
Junction Temperature	T_j	150	
Storage Temperature Range	T_{stg}	-55 150	

/ Electrical Characteristics(Ta=25)

Parameter	Symbol	Test Conditions	Min	Typ	Max	Unit
Collector to Emitter Breakdown Voltage	V_{CEO}	$I_C=-1.0mA$ $I_B=0$	-300			V
Collector Cut-Off Current	I_{CBO}	$V_{CB}=-300V$ $I_E=0$			-100	A
Emitter Cut-off Current	I_{EBO}	$V_{BE}=-3.0V$ $I_C=0$			-100	A
DC Current Gain	h_{FE}	$V_{CE}=-10V$ $I_C=-50mA$	30		240	

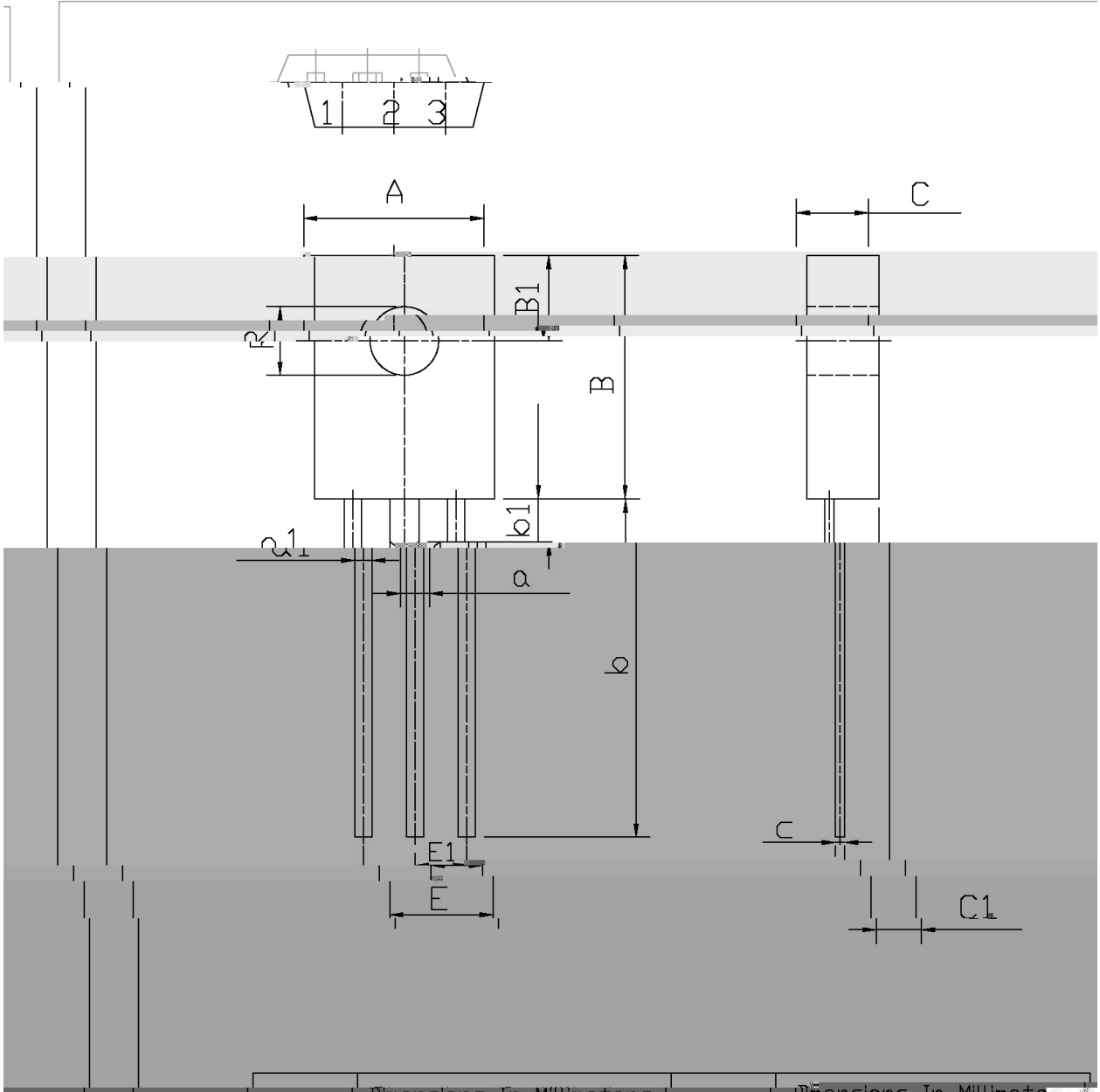
/ Electrical Characteristic Curve



/ Package Dimensions

14-126F

单位: mm



Symbol	Min	Max	Symbol	Min	Max
A	7.8	8.2	a1	0.65	
B	10.0	11.0			

/ Marking Instructions



BR

KSE350

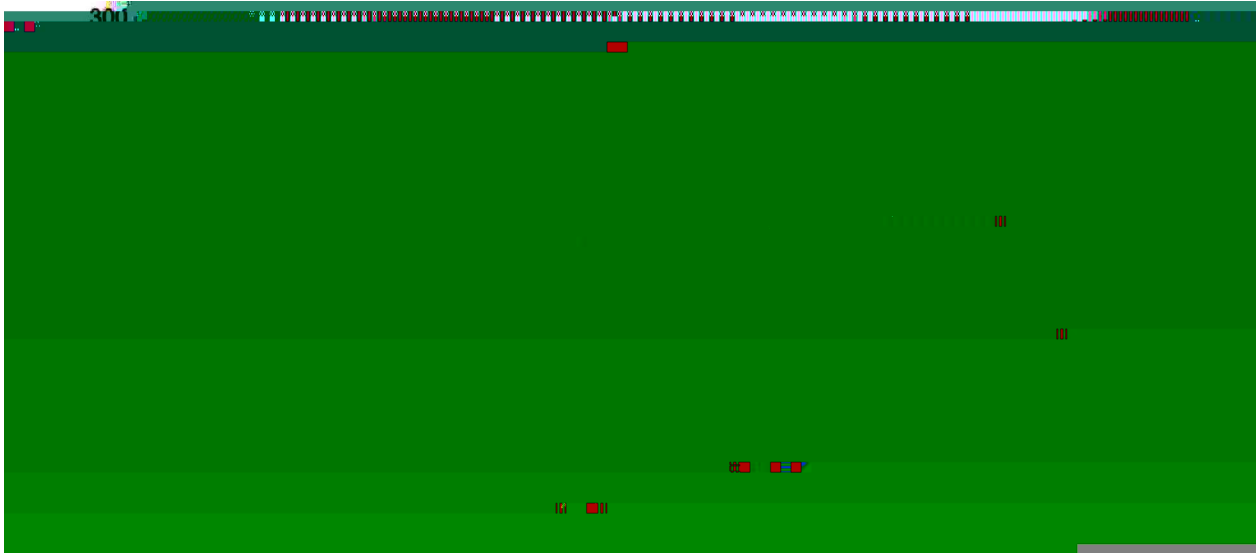
Note:

BR: Company Code

KSE350: Product Type.

****: Lot No. Code, code change with Lot No.

() / Temperature Profile for Dip Soldering(Pb-Free)



Note:

- | | | | | | |
|---|-------|-----|-------|--------|--|
| 1 | 25 | 150 | 60 | 90sec; | 1.Preheating:25~150 , Time:60~90sec. |
| 2 | 255±5 | | 5±0.5 | sec; | 2.Peak Temp.:255±5 , Duration:5± 0.5sec. |
| 3 | | 2 | 10 | /sec. | 3. Cooling Speed: 2~10 /sec. |

/ Resistance to Soldering Heat Test Conditions

270±5 10± 1 sec. Temp.:270±5 Time:10±1 sec

/ Packaging SPEC.

/ BULK

Package Type 封装形式	Units 包装数量					Dimension 包装尺寸 (unit: mm ³)		
	Units/Tube 只/套管	Tubes/Inner Box 套管/盒	Units/Inner Box 只/盒	Inner Boxes/Outer Box 盒/箱	Units/Outer Box 只/箱	Tube 套管	Inner Box 盒	Outer Box 箱
TO-126/F	500	6	3,000	5	15,000	135×190	237×172×102	560×245×195

/ TUBE

Package Type 封装形式	Units 包装数量					Dimension 包装尺寸 (unit: mm ³)		
	Units/Tube 只/套管	Tubes/Inner Box 套管/盒	Units/Inner Box 只/盒	Inner Boxes/Outer Box 盒/箱	Units/Outer Box 只/箱	Tube 套管	Inner Box 盒	Outer Box 箱
TO-126/F	65	26	1,690	5	8,450	532×31×5.6	555×164×50	575×290×18036

re9#1717.40