

KSD1616(A)

Rev.E Mar.-2016

/ Descriptions

TO-92 NPN Silicon NPN transistor in a TO-92 Plastic Package.

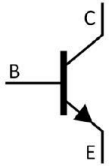
/ Features

KSB1116(A)
Complementary pair with KSB1116(A)

/ Applications

Audio frequency power amplifier, medium speed switching.

/ Equivalent Circuit



/ Pinning



PIN1 Base PIN 2 Collector PIN 3 Emitter

/ hFE Classifications & Marking


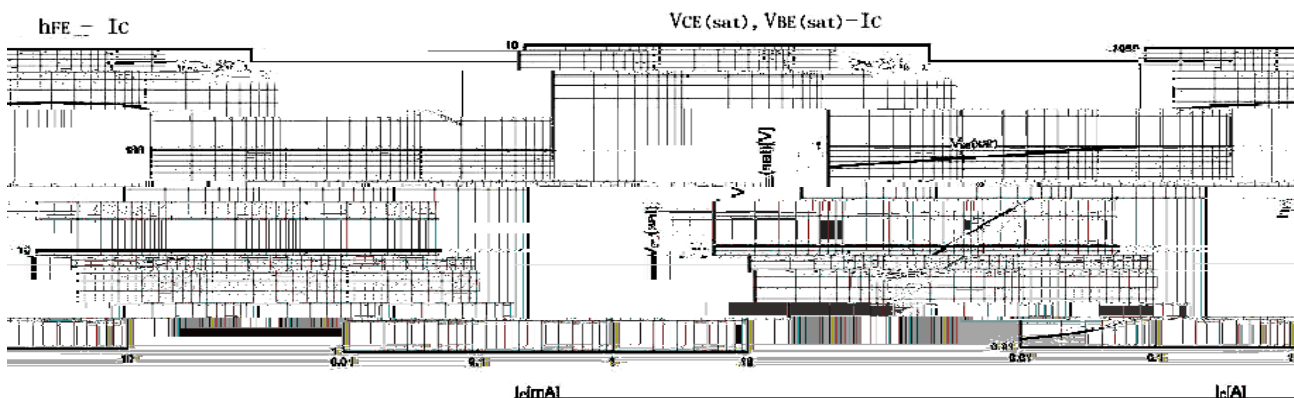
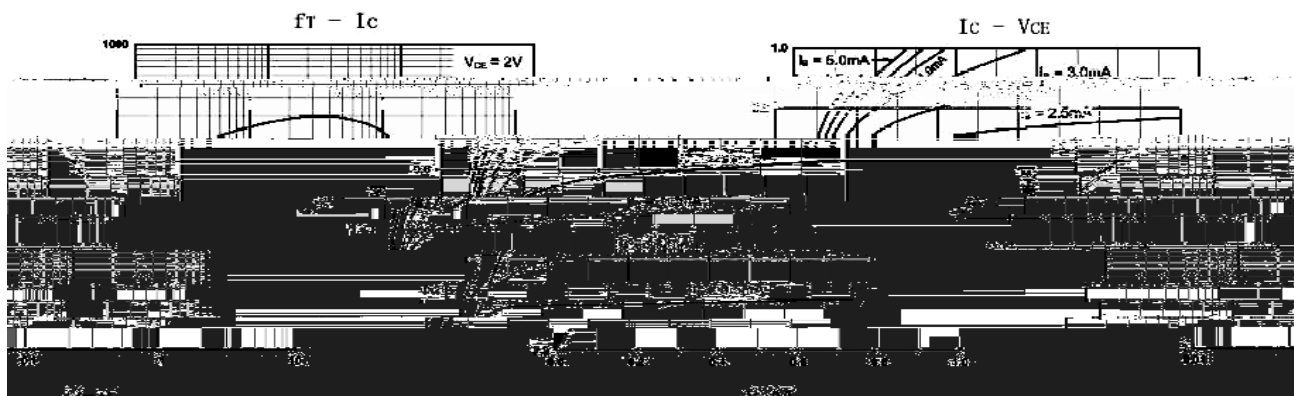
h _{FE} Classifications Symbol	Y	G	L
h _{FE} Range	135~270	200~400	300~600

KSD1616(A)

Rev.E Mar.-2016

Parameter	Symbol	Rating	Unit	
Collector to Base Voltage	V_{CBO}	KSD1616	60	V
		KSD1616A	120	
Collector to Emitter Voltage	V_{CEO}	KSD1616	50	V
		KSD1616A	60	
Emitter to Base Voltage	V_{EBO}	6.0	V	
Collector Current - Continuous	I_C	1.0	A	
Collector Current – Continuous(Pulse)	I_{CP}	2.0	A	


/ Electrical Characteristic Curve



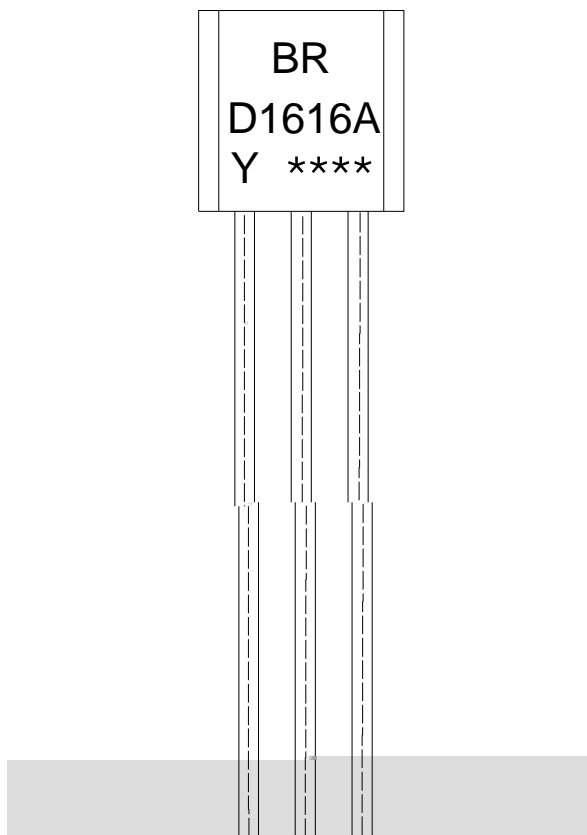
/ Package Dimensions

T0-92

Unit: mm



/ Marking Instructions



BR:

D1616A

Y: h_{FE}

Note:


BR: Company Code.

D1616A: Product Type.

Y: h_{FE} Classifications Symbol

****: Lot No. Code,code change with Lot No.

() / Temperature Profile for Dip Soldering(Pb-Free)



- | | | | | | | |
|---|-------|-----|-------|----------|---|--------------------------------------|
| 1 | 25 | 150 | 60 | 90sec; | Note: | 1.Preheating:25~150 , Time:60~90sec. |
| 2 | 255±5 | | 5±0.5 | sec; | 2.Peak Temp.:255±5 , Duration:5±0.5sec. | |
| 3 | | | 2 | 10 /sec. | 3. Cooling Speed: 2~10 /sec. | |

/ Resistance to Soldering Heat Test Conditions

270±5 10±1 sec. Temp:270±5 Time:10±1 sec

/ Packaging SPEC.

/ BULK

Package Type 封装形式	Units 包装数量	Dimension 包装尺寸 (unit: mm)
----------------------	------------	---------------------------