

/ Descriptions

TO-92 PNP Silicon PNP transistor in a TO-92 Plastic Package.

/ Features

KSC815
Complement to KSC815.

/ Applications

Low frequency power amplifier applications.

/ Equivalent Circuit



/ Pinning



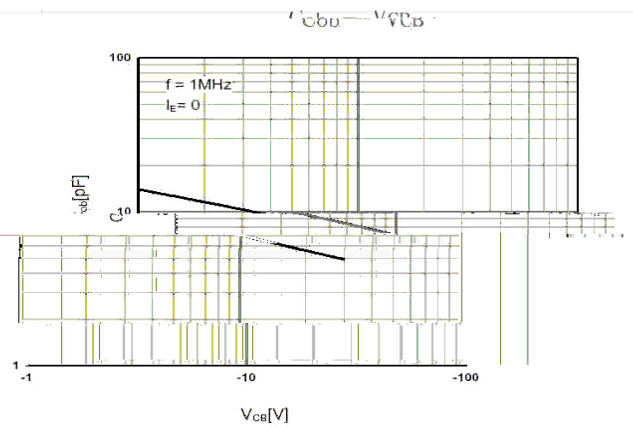
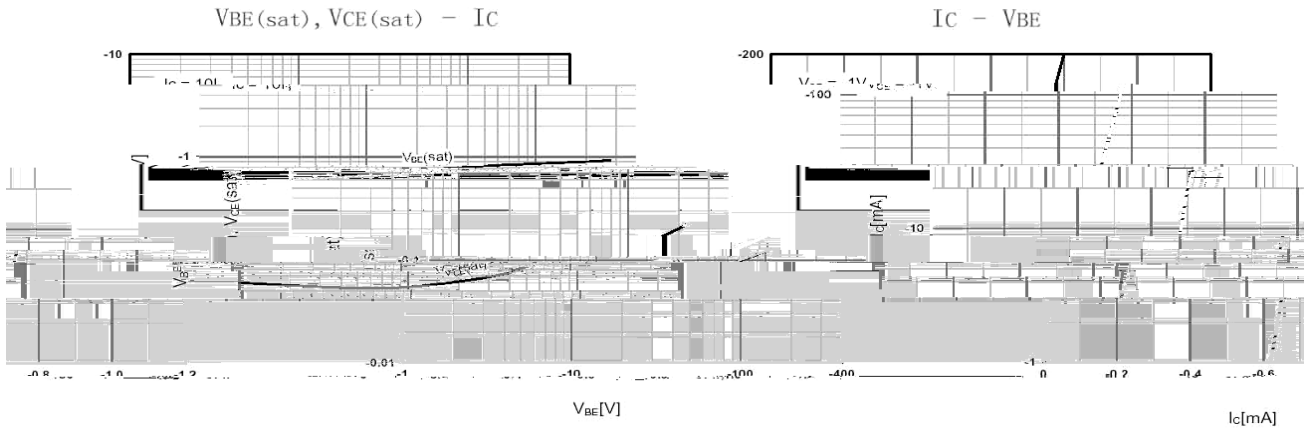
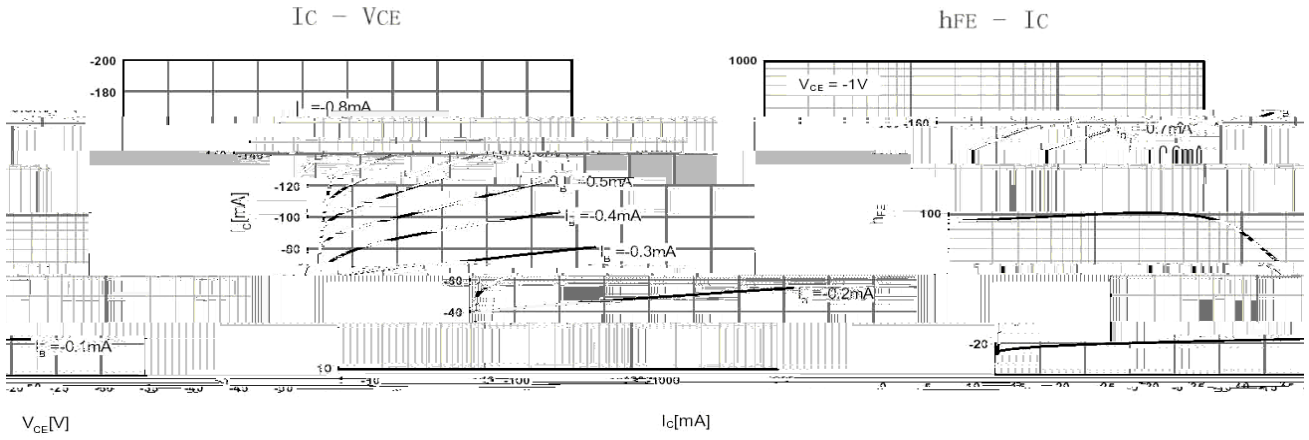
PIN1 Collector PIN 2 Base PIN 3 Emitter

/ hFE Classifications & Marking

h _{FE} Classifications Symbol	R	O	Y
h _{FE} Range	40~80	70~140	120~240

Parameter	Symbol	Rating	Unit
Collector to Base Voltage	V_{CBO}	-60	V
Collector to Emitter Voltage	V_{CEO}	-45	V
Emitter to Base Voltage	V_{EBO}	-5.0	V
Collector Current - Continuous	I_C	-200	mA
Collector Power Dissipation	P_C	400	mW
Junction Temperature	T_j	150	

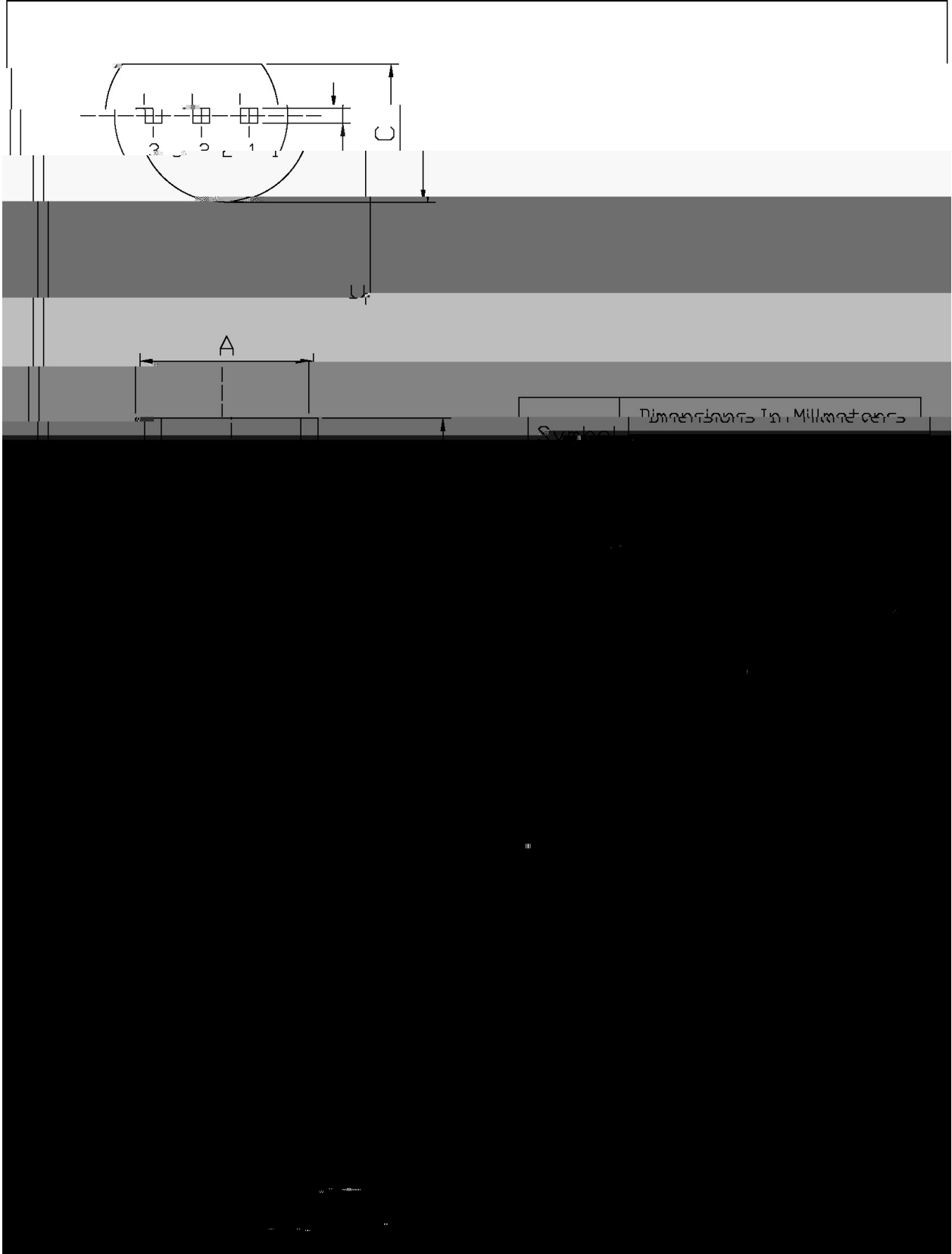
/ Electrical Characteristic Curve



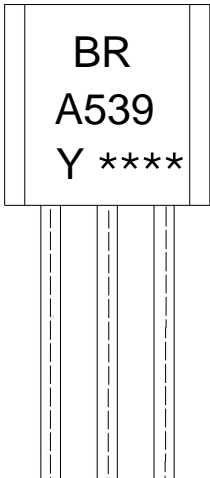
/ Package Dimensions

T0-92

Unit: mm



/ Marking Instructions



BR:

A539

Y: h

Note:

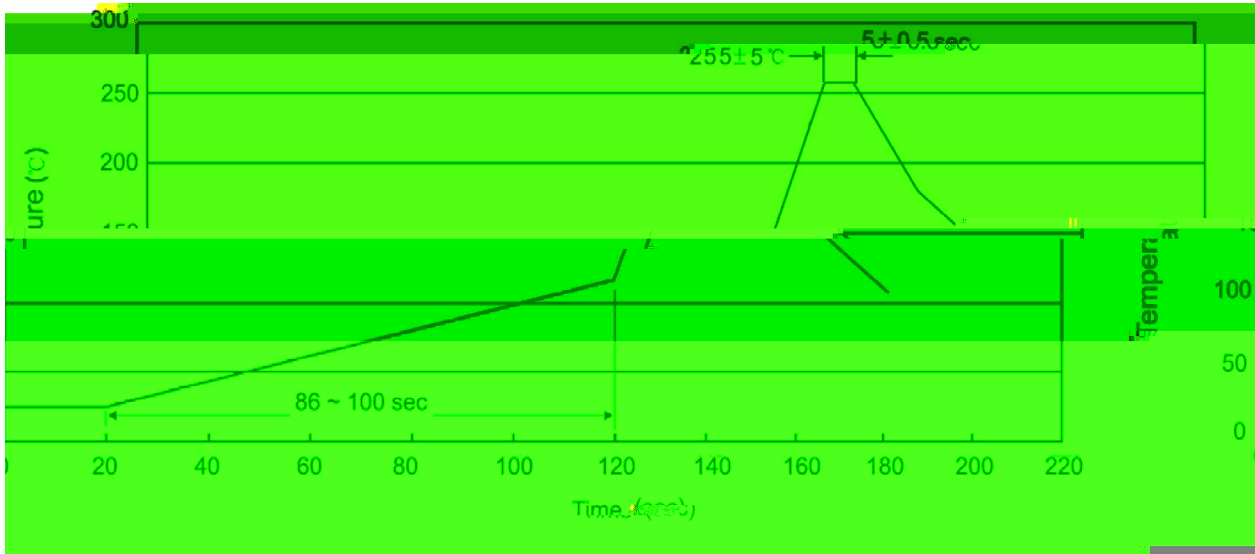
BR: Company Code.

A539: Product Type.

Y: h_{FE} Classifications Symbol

****: Lot No. Code,code change with Lot No.

() / Temperature Profile for Dip Soldering(Pb-Free)



Note:

- | | | | |
|---|--------|-----------|---|
| 1 | 25 150 | 60 90sec; | 1.Preheating:25~150 , Time:60~90sec. |
| 2 | 255±5 | 5±0.5sec; | 2.Peak Temp.:255±5 , Duration:5±0.5sec. |
| 3 | 2 10 | /sec. | 3. Cooling Speed: 2~10 /sec. |

/ Resistance to Soldering Heat Test Conditions

270±5 10±1 sec. Temp:270±5 Time:10±1 sec

/ Packaging SPEC.

/ BULK

Package Type 封装形式	Units 包装数量					Dimension 包装尺寸 (unit: mm3)		
	Units/Bag 只/袋	Bags/Inner Box 袋/盒	Units/Inner Box 只/盒	Inner Boxes/Outer Box 盒/箱	Units/Outer Box 只/箱	Bag 袋	Inner Box 盒	Outer Box 箱
TO-92	1,000	10	10,000	5	50,000	135×190	237×172×102	560×245×195
	1,000	10	10,000	10	100,000	135×190	237×172×102	560×245×375

/ AMMO

Package Type 封装形式	Units 包装数量					Dimension 包装尺寸 (unit: mm3)	
	Units/tape 只/纸带	Tape/Inner Box 纸带/盒	Rows/Inner Box 纸带层/盒	Inner Boxes/Outer Box 盒/箱	Units/Outer Box 只/箱	Inner Box 盒	Outer Box 箱
TO-92	3,000	1	120	10	30,000	328×230×42	小箱 480×346×235, 大箱 547×407×268

/ Notices