

/ Descriptions

TF \$9) ŽRž E GE

/ Features

#

/ Applications

#

/ Equivalent Circuit



/ Pinning





/ h_{FE} Classifications & Marking

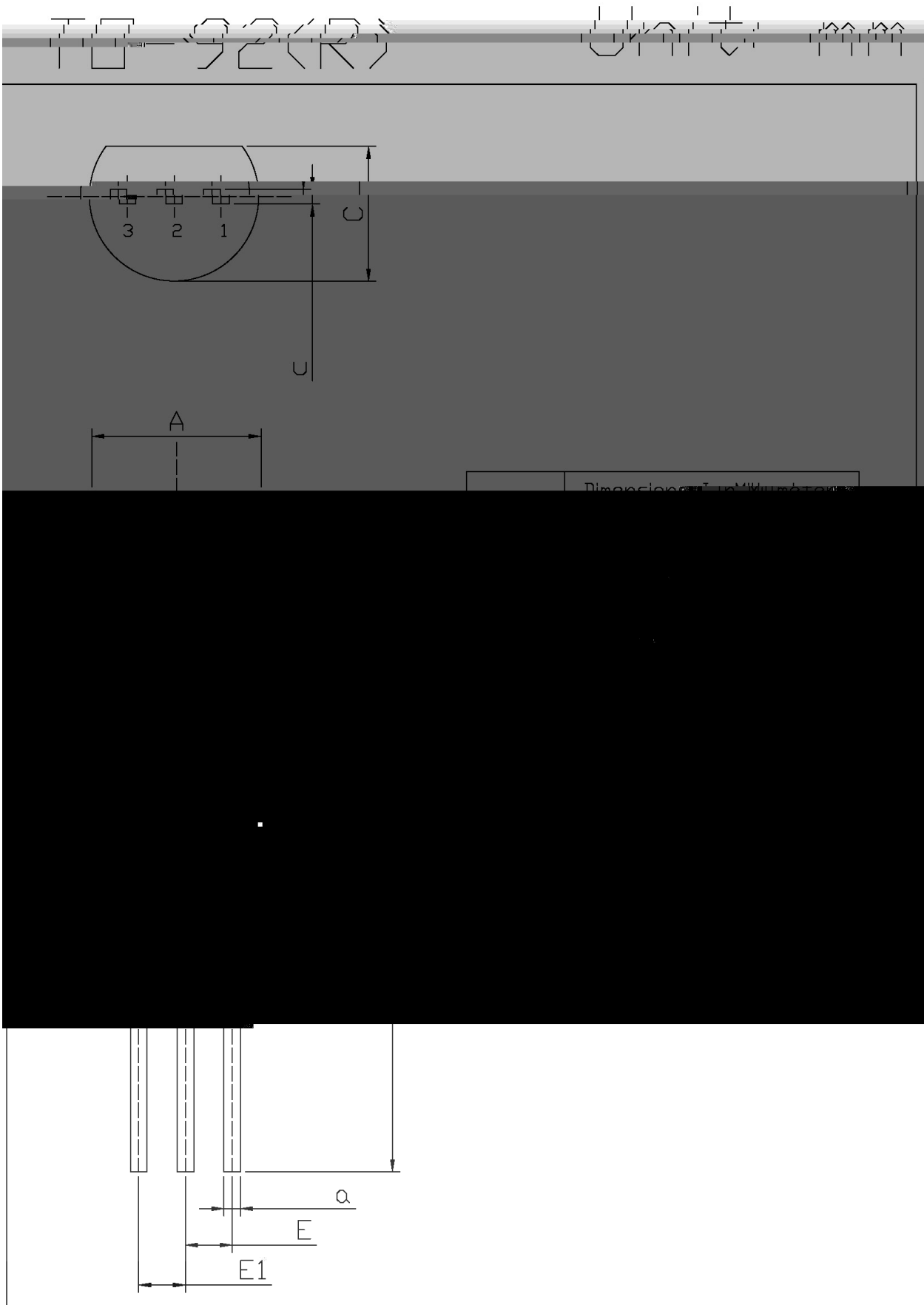
/ Electrical Characteristics(Ta=25)

3 20.6684.6840 1962 517.76 30 1 T8 20.4342.640 1962 517006 30stgT8 20.46 r3840 1962 517.76 30 1 T8 20.5044.6840 1962 5

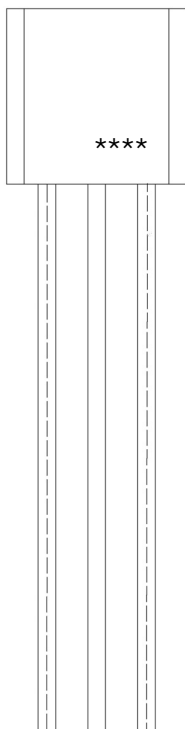
/ Electrical Characteristic Curve



/ Package Dimensions



/ Marking Instructions



9R

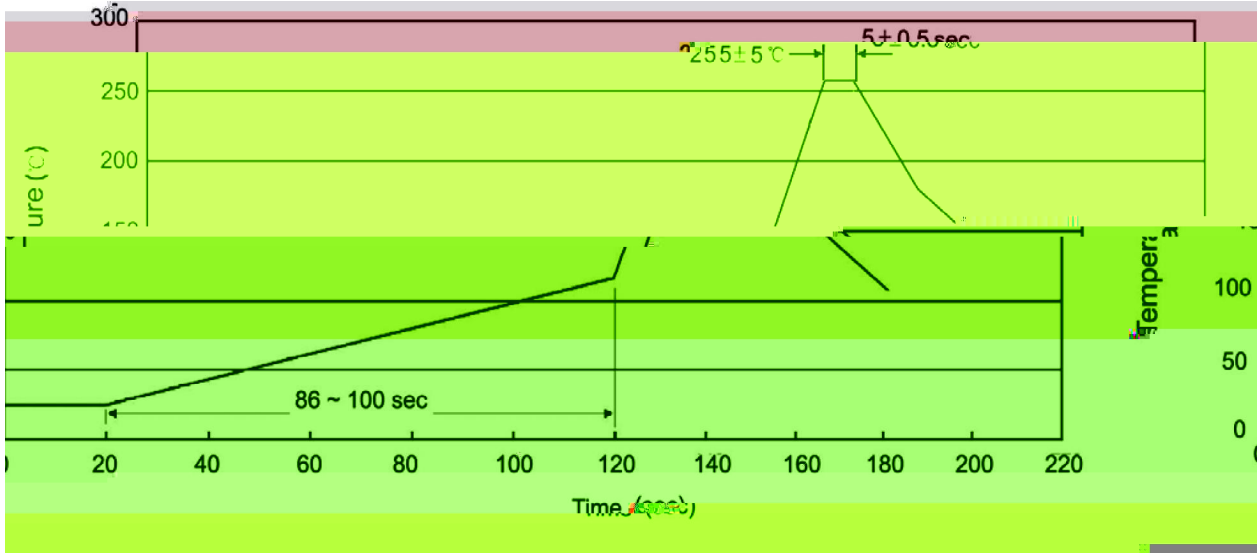
(5')

8

$h_{=<$

!!!!

() / Temperature Profile for Dip Soldering(Pb-Free)



± ± ± ±

/ Resistance to Soldering Heat Test Conditions

± ±

/ Packaging SPEC.

	Units/Bag /	Bags/Inner Box /	Units/Inner Box /	Inner Boxes/Outer Box /	Units/Outer Box /	Bag	Inner Box	Outer Box
TO-92	1,000	10	10,000	5	50,000	135×190	237×172×102	560×245×195
	1,000	10	10,000	10	100,000	135×190	237×172×102	560×245×375

	Units/tape /	Tape/Inner Box /	Rows/Inner Box /	Inner Boxes/Outer Box /	Units/Outer Box /	Inner Box	Outer Box
TO-92	3,000	1	120	10	30,000	328×230×42	480×346×235 547×407×268