

## / Descriptions

SOT-23          NPN                          Silicon NPN transistor in a SOT-23 Plastic Package.

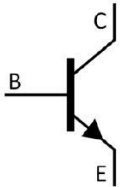
## / Features

BRS8550MQ                  AEC-Q101  
Complementary pair with BRS8550MQ, Qualified to AEC-Q101 Standards for High Reliability, HF Product.

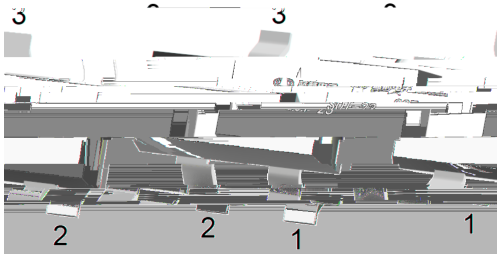
## / Applications

Power amplifier applications, Meet the stringent requirements of automotive applications.

## / Equivalent Circuit



## / Pinning



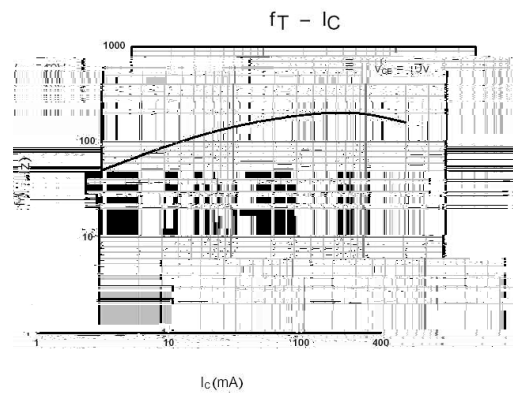
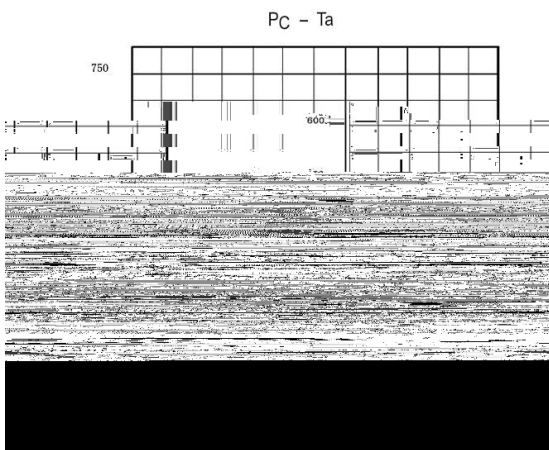
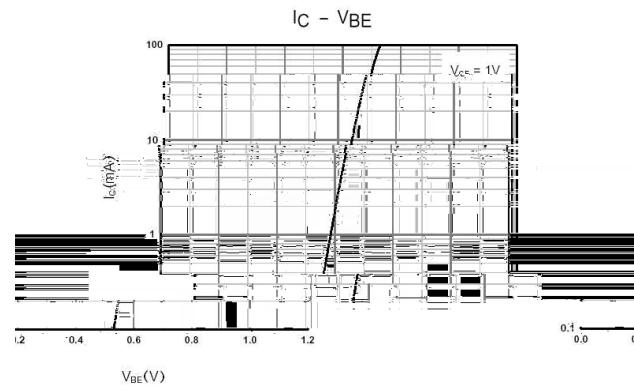
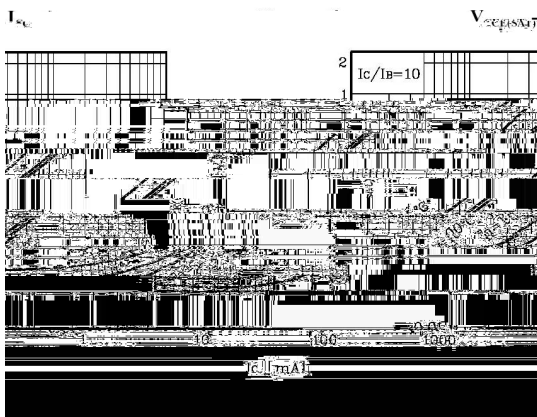
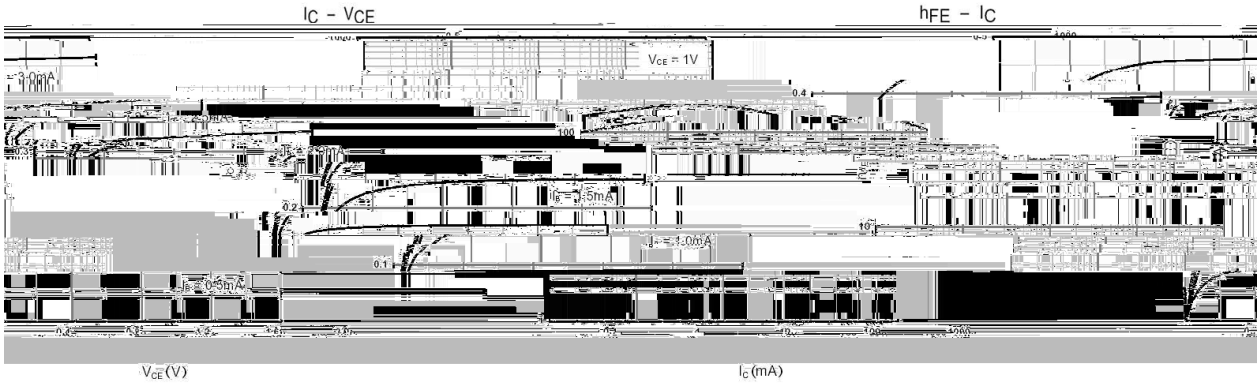
PIN1 Base          PIN 2 Emitter          PIN 3 Collector

## / h<sub>FE</sub> Classifications & Marking

h <sub>FE</sub> Classifications Symbol	B	C	D
h <sub>FE</sub> Range	85 160	120 200	160 300
Marking	QY3B	QY3C	QY3D




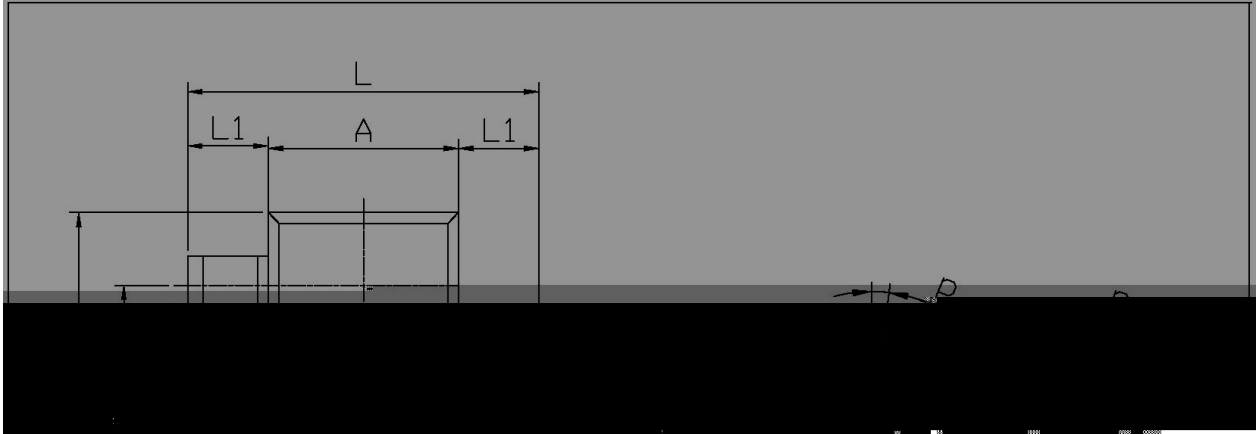
/ Electrical Characteristic Curve



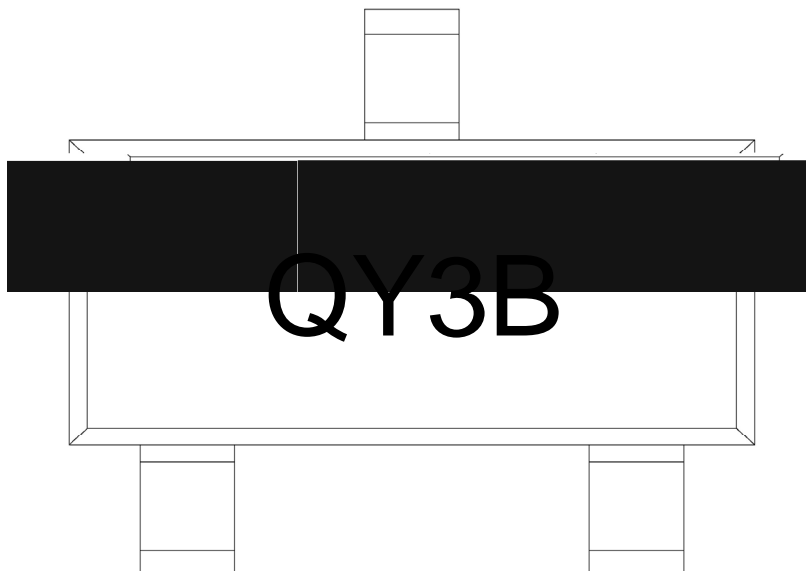
/ Package Dimensions

SOT-23

单位: mm



**/ Marking Instructions**



3

hFE

Note:

Q: Automobile halogen-free product Code

3 Product Type Code

hFE Classifications Symbol Code

( ) / Temperature Profile for IR Reflow Soldering(Pb-Free)


Note:

- |   |           |              |                                         |
|---|-----------|--------------|-----------------------------------------|
| 1 | 150 ~ 200 | 60 ~ 120sec; | 1.Preheating:150~200 , Time:60~120sec.  |
| 2 | 255±5     | 5±0.5sec;    | 2.Peak Temp.:255±5 , Duration:5±0.5sec. |
| 3 | 2 ~ 10    | /sec.        | 3. Cooling Speed: 2~10 /sec.            |

/ Resistance to Soldering Heat Test Conditions

260±5	10±1 sec.	Temp.:260±5	Time:10±1 sec
-------	-----------	-------------	---------------

/ Packaging SPEC.

/ REEL

Package Type	Units	Dimension	(unit mm <sup>3</sup> )
--------------	-------	-----------	-------------------------