

BRMJD45DP

Rev.A Nov.-2023

/ Descriptions

KF \$,) GE G
Silicon GE G transistor in a TO-252 Plastic Package.

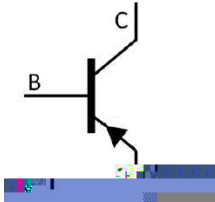
/ Features

9I D A ++; G
Complement to BRMJD44DP,HF product.

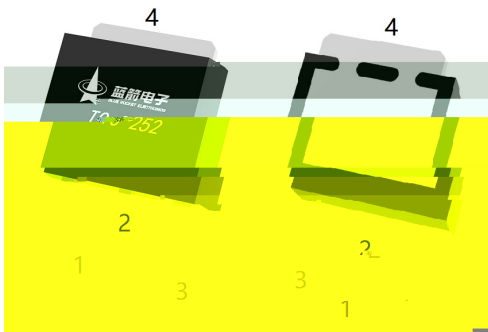
/ Applications

Medium power linear switching applications.

/ Equivalent Circuit



/ Pinning




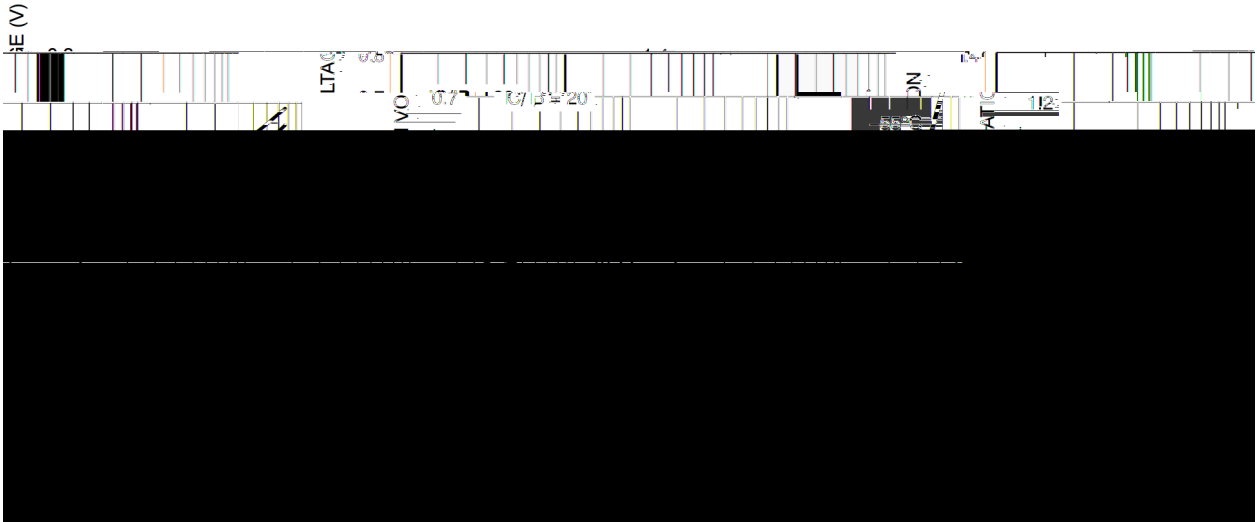
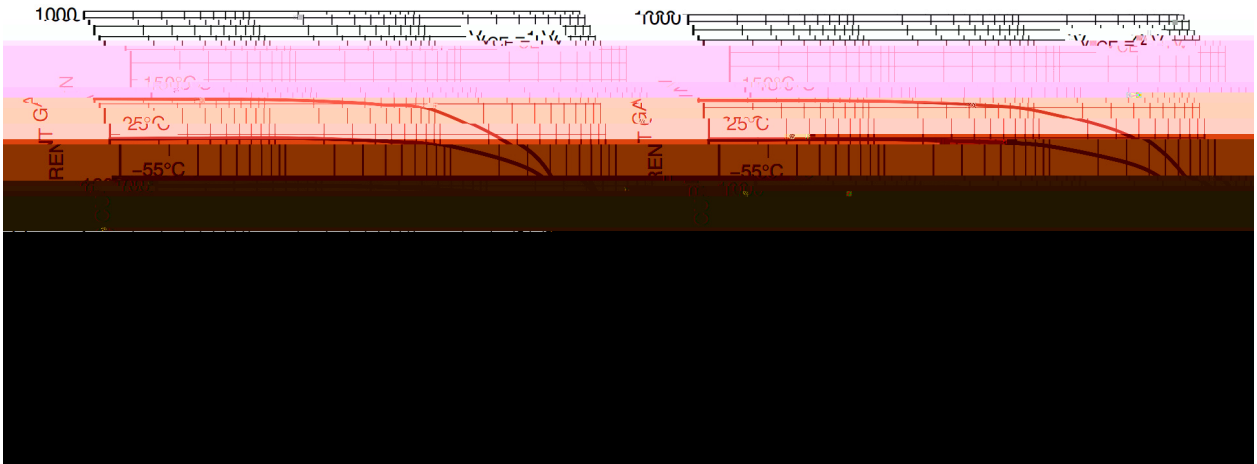
PIN1 Base PIN 2,4 Collector PIN 3 Emitter

/ hFE Classifications & Marking

See Marking Instructions.

Parameter

/ Electrical Characteristic Curve



/ Package Dimensions

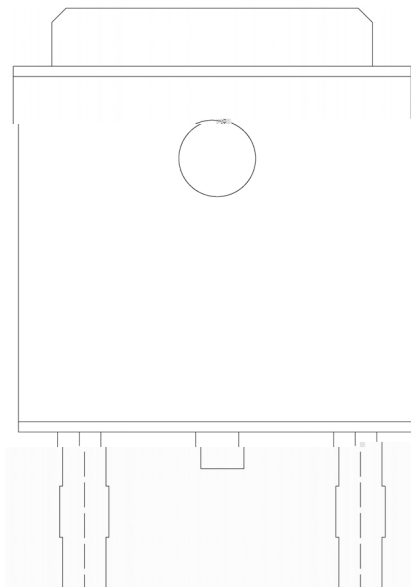


单位: mm

Symbol	Min	Max	Symbol	Min
A	2.30	2.40	E	5.95
B	0.50	0.55	F	4.75
C	0.45	0.55	G	9.45
D	5.16	5.50	H	0.00
D1	5.16	5.50	I	0.00
E	5.95	6.25	J	0.00
F	4.75	5.05	K	0.00
G	9.45	9.75	L	0.00
H	0.00	0.05	M	0.00
I	0.00	0.05	N	0.00
J	0.00	0.05	O	0.00
K	0.00	0.05	P	0.00
L	0.00	0.05	Q	0.00
M	0.00	0.05	R	0.00
N	0.00	0.05	S	0.00
O	0.00	0.05	T	0.00
P	0.00	0.05	U	0.00
Q	0.00	0.05	V	0.00
R	0.00	0.05	W	0.00
S	0.00	0.05	X	0.00
T	0.00	0.05	Y	0.00
U	0.00	0.05	Z	0.00

02-252

/ Marking Instructions



BR

DA +,

!!!!

Note:

BRMJD45DP
Rev.A Nov.-2023