



**/ Revised record**

F	2018-4				
G	2018-10-22				
H	2019-1-09	1			
I	2019-6-13		取消 <a href="#">RDSON@-20V/-10A</a> 的项目		
J	2022-1-10		VGSS=± 20V ± 25V; IGSS VGSS=± 20V ± 25V E		
A	2022-2-25	ALL	AOS-AOSP21307 BRCS4407SC		

**BRCS4407SC**  
Rev.A Feb.-2022



SOP-8          P          MOS

P-Channel Enhancement Mode Field Effect Transistor in a SOP-8 Plastic Package.

$V_{DS} (V) = -30V$

$I_D = -14A (V_{GS} = \pm 25V)$

b





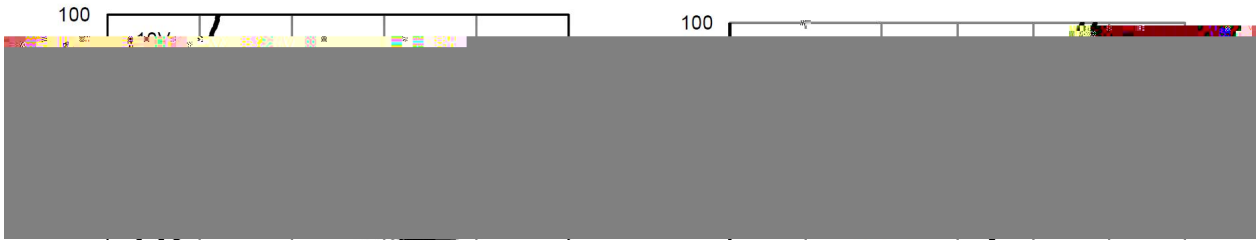
Parameter	Symbol	Rating	Unit
Drain-Source Voltage	$V_{DSS}$	-30	V
Gate-Source Voltage	$V_{GSS}$	$\pm 25$	V
Continuous Drain Current	$I_D (T_a=25^\circ C)$	-14	A
Pulsed Drain Current	$I_{DM}$	-56	A
Power Dissipation for Single Operation	$P_D (T_a=25^\circ C)$	3.1	W
Maximum Junction Temperature	$T_j$	150	
Storage Temperature Range	$T_{stg}$	-55 150	

† Thermal Resistance-



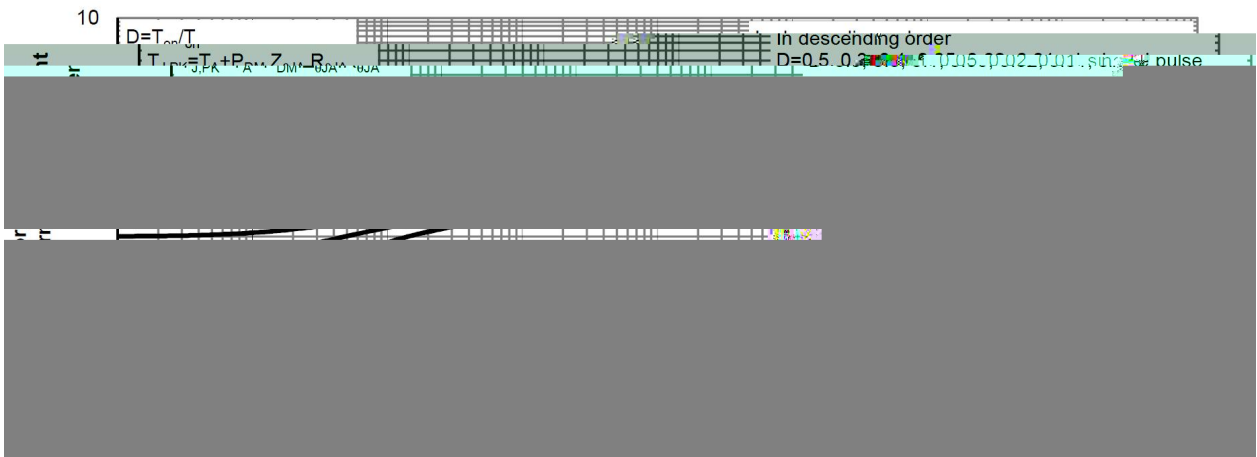

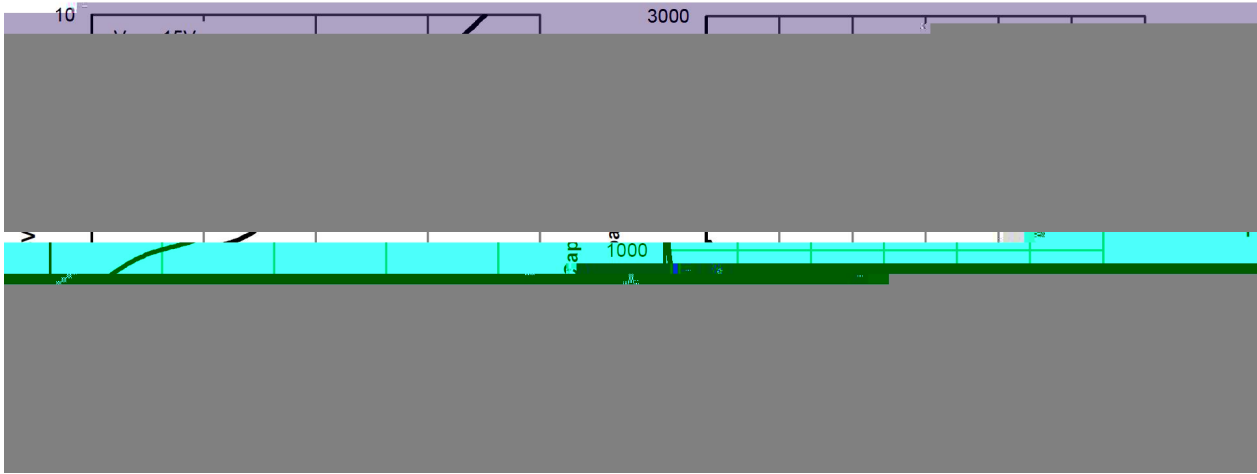


/ Electrical Characteristic Curve






/ Electrical Characteristic Curve

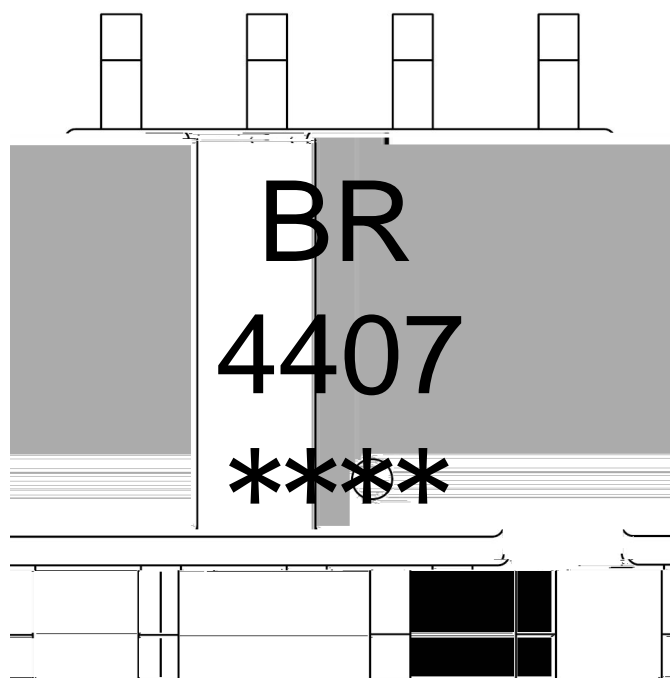




**/ Package Dimensions**



**/ Marking Instructions**



BR

4407

\*\*\*\*

Note:

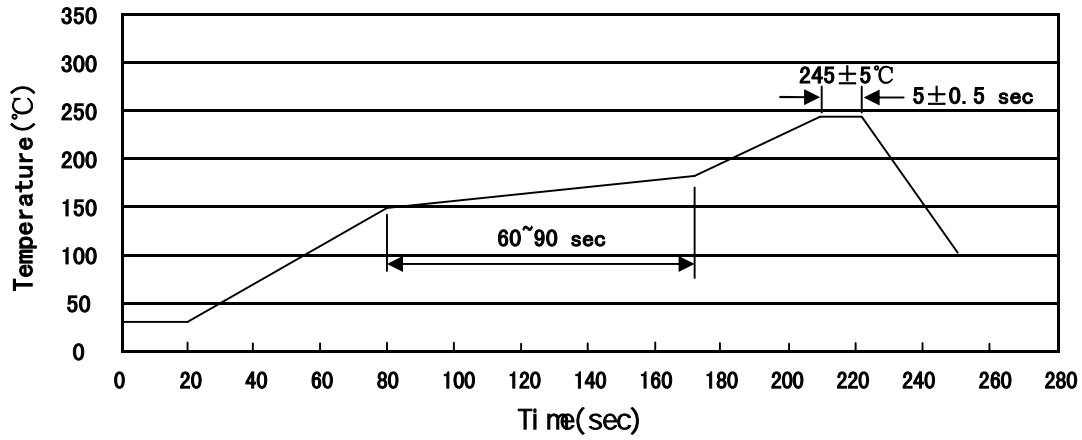
BR: Company Code

4407: Product Type

\*\*\*\*: Lot No. Code, code change with Lot No



( ) / Temperature Profile for IR Reflow Soldering(Pb-Free)



Note:

- |   |       |     |    |           |  |
|---|-------|-----|----|-----------|--|
| 1 | 150   | 180 | 60 | 90sec;    | 1.Preheating:150~180°C, Time:60~90sec.   |
| 2 | 245±5 |     |    | 5±0.5sec; | 2.Peak Temp.:245±5°C, Duration:5±0.5sec. |
| 3 |       |     | 2  | 10°C/sec. | 3. Cooling Speed: 2~10°C/sec.            |

/ Resistance to Soldering Heat Test Conditions

260±5°C                      10±1 sec.                      Temp.:260±5                      Time:10±1 sec

/ Packaging SPEC.

/ REEL

Package Type 封装形式	Units 包装数量				Dimension 包装尺寸 (unit: mm <sup>3</sup> )		
						盒	箱
					"		

/ Notices