

Rev.A Dec.-2023

G; =E *2 *8\$/C ' E D F J

N-Channel Enhancement Mode Field Effect Transistor in a PDFN3² 3A-8L Plastic Package.

$V_{DS} (V) = 30V$

$I_D = 20 A (V_{GS} = \pm 20V)$

$R_{DS(ON)} @ 10V = 13mR (Typ. 11mR)$

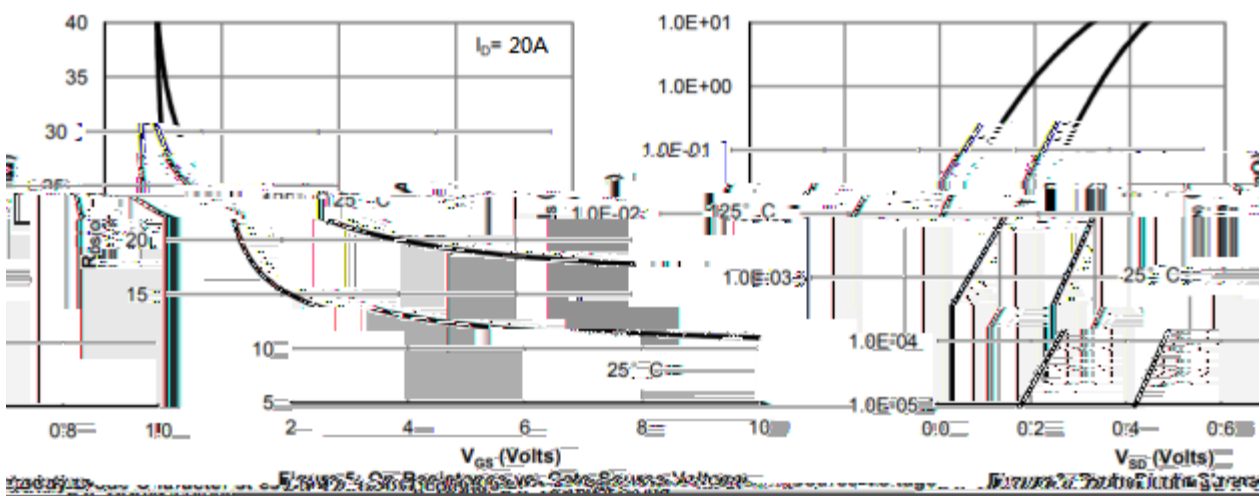
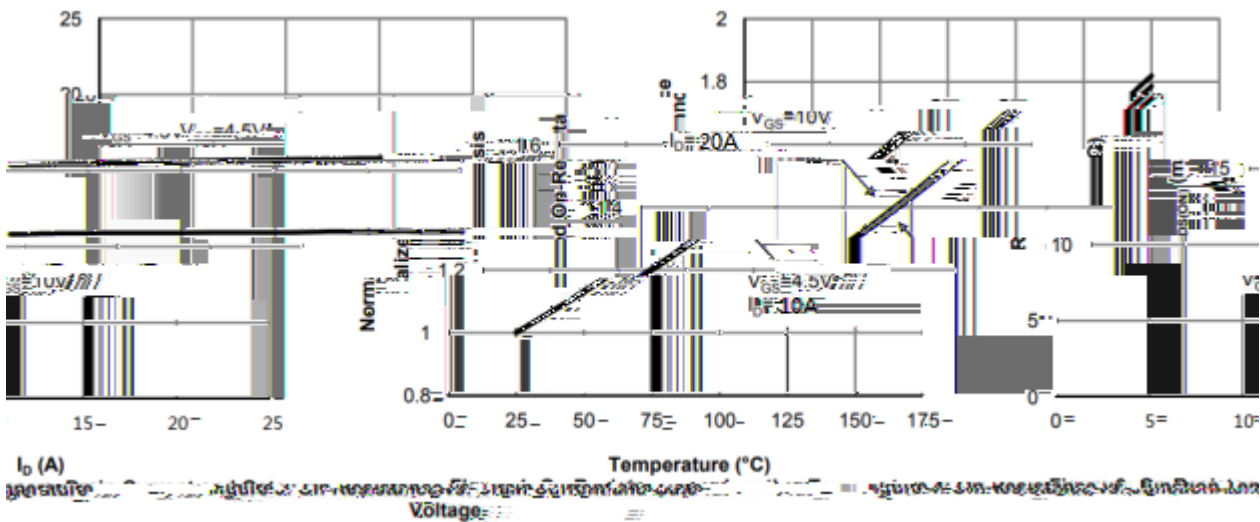
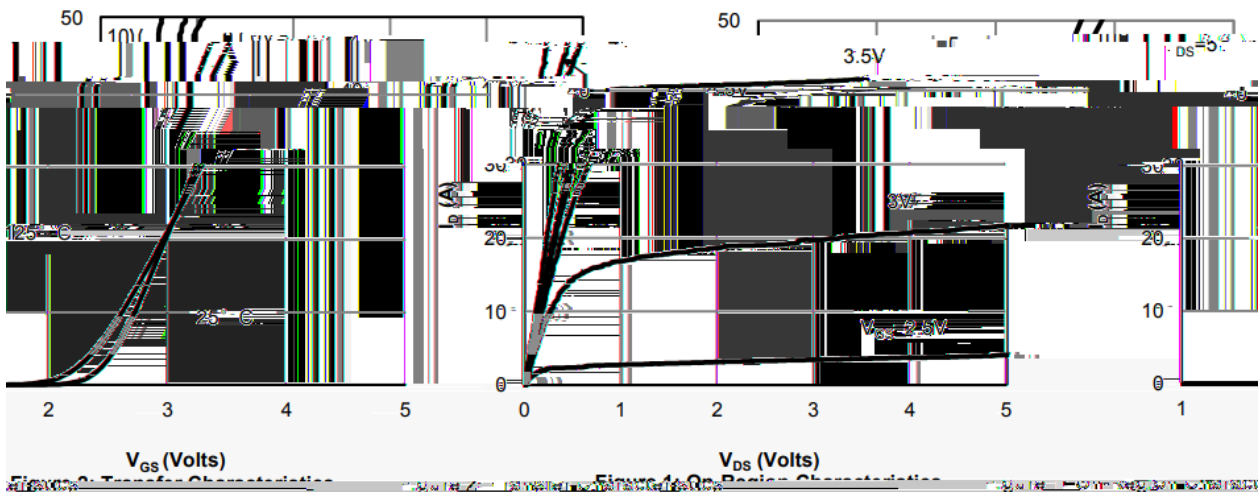
8<: \$H(' (


HF Product.

Qualified to AEC-Q101 Standards for High Reliability,

; : & : „

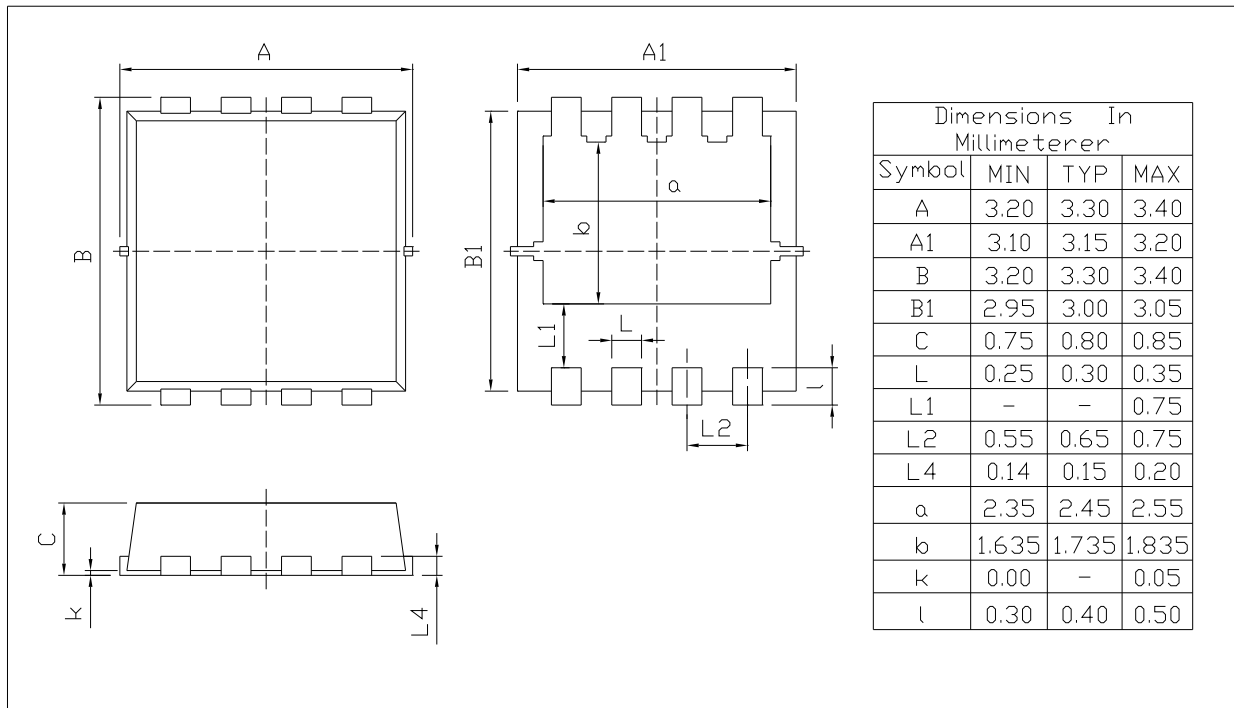
Parameter		Symbol	Rating	Unit
Drain-Source Voltage		V_{DSS}	30	V
Drain Current		$I_D(T_C=25^\circ\text{C})$	20	A
Drain Current - Pulsed		I_{DM}	55	A
Gate-Source Voltage		V_{GSS}	± 20	V
Single Pulsed Avalanche Energy		E_{AS}	199	mJ
Avalanche Current		I_{AS}	12.9	A
Power Dissipation		$P_D(T_C=25^\circ\text{C})$	15.5	W
Operating and Storage Temperature Range		T_J, T_{stg}	-55 to 150	
Junction-to-Ambient	$t = 10$	R_{JA}	30	/W
Junction-to-Ambient	Steady-State		60	
Junction-to-Case	Steady-State	R_{JC}	8	





PDFN3X3A-8L

Unit:mm



Rev.00 202011



BR

Q

120N03

!!!!

Note:

BR: Company Code

Q: Automobile halogen-free product Code

120N03: Product Type Code

****: Lot No. Code, code change with Lot No

Temperature Profile for IR Reflow Soldering(Pb-Free)

Note:

- | | | | |
|---|-----------|--------------|---|
| 1 | 150 ~ 200 | 60 ~ 120sec; | 1.Preheating:150~200 , Time:60~120sec. |
| 2 | 255..5 | 5..0.5sec; | 2.Peak Temp.:255..5 , Duration:5..0.5sec. |
| 3 | 2 ~ 10 | /sec. | 3. Cooling Speed: 2~10 /sec. |

605..5