

5 é / Descriptions

PDFN5 h6A MOSFET Complementary Enhancement MOSFET in a PDFN5 h6A Plastic Package.

α a / Features


N-channel	P-channel
$V_{DS}(V)=30V$	$V_{DS}(V)=-30V$
$I_D=39.5A$	$I_D=-39A$
$R_{DS(ON)}<10m (V_{GS}=10V)$	$R_{DS(ON)}<12m (V_{GS}=-10V)$
$R_{DS(ON)}<15m (V_{GS}=4.5V)$	$R_{DS(ON)}<20m (V_{GS}=-4.5V)$

...` AEC-Q101 Qualified to AEC-Q101 Standards for High Reliability; HF Product.


Đ ÷ / Applications

These devices are well suited for high efficiency switching DC/DC converters and switch mode power supplies. And suitable for use as a load switch or in PWM applications, Meet the stringent requirements of automotive applications.

Ã W] Ô . / Equivalent Circuit



• Ū - æ / Pinning

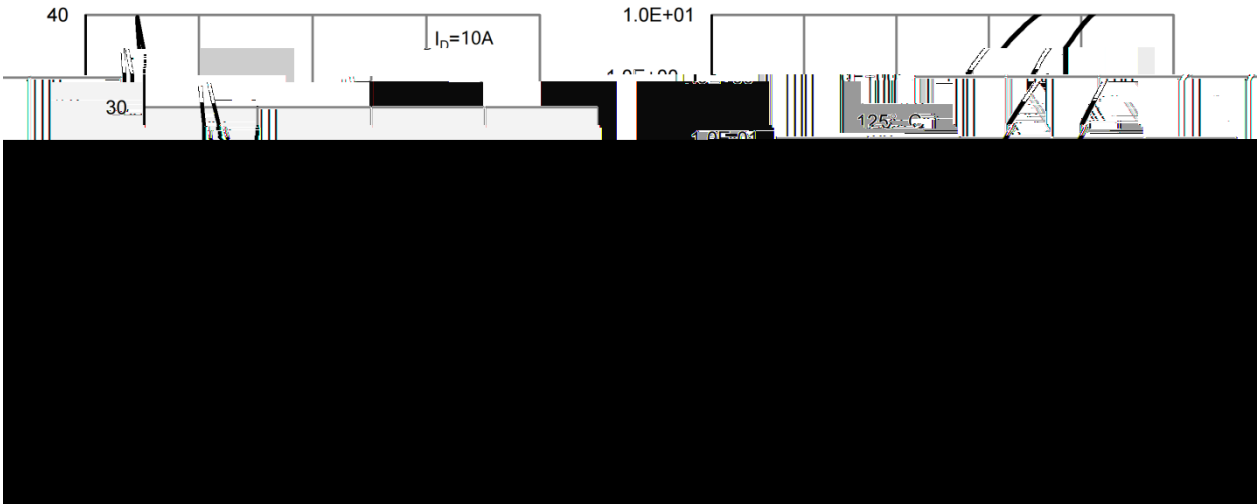




, M V / Marking

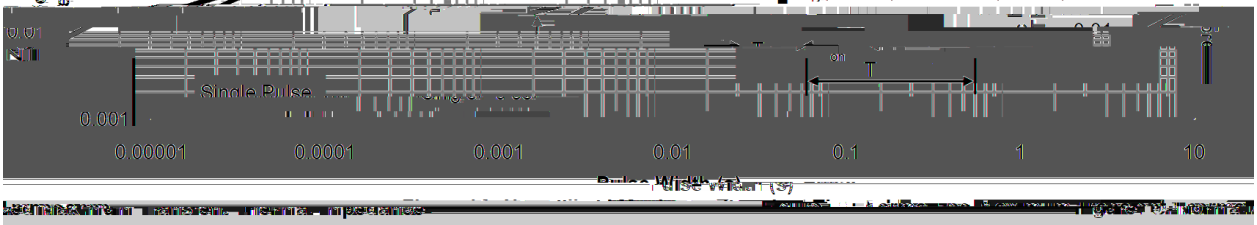



See Marking Instructions.

@ f Parameter	... Z Symbol	y j Ú ^ Test Conditions	Â 4 › Min	Á ° › Typ	Â Ý › Max	% y Unit
Drain-Source Breakdown Voltage Zero Gate Voltage Drain Current BV	BV _{DSS}	V _{GS} =0V I _D =250 A	30	35		V

1 ?è Ô ? d • Ž ç / N-CHANNEL Electrical Characteristic Curve



1 ?è Ô ? d • Ž ç / N-CHANNEL Electrical Characteristic Curve



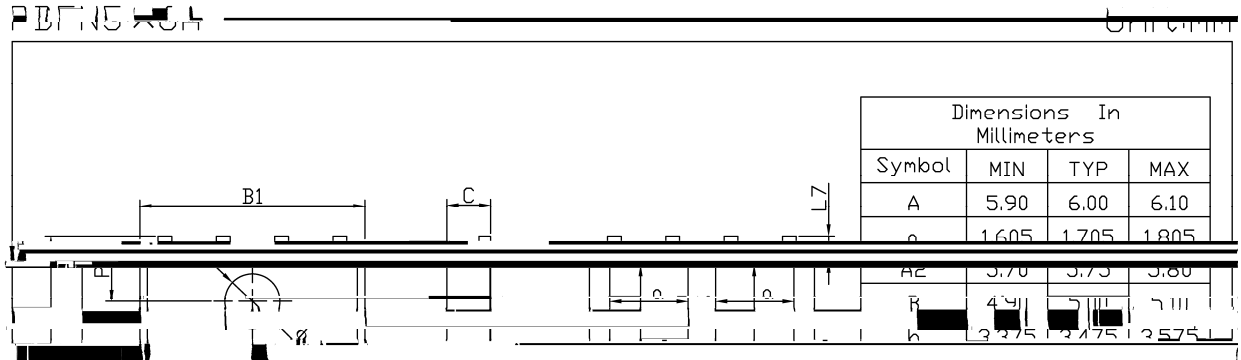


@ f Parameter	... Z Symbol	y j Ú ^ Test Conditions	Â 4 › Min	Á ° › Typ	Â Ý › Max	% y Unit
Drain-Source Breakdown Voltage	BV _{DSS}	V _{GS} =0V I _D =-250 A	-30	-37		V
Zero Gate Voltage Drain Current	I _{DSS}	V _{DS} =-30V V _{GS} =0V			-1.0	A
Gate-Body leakage current	I _{GSS}	V _{GS} =±20V V _{DS} =0V			±100	nA
Gate Threshold Voltage	V _{GS(th)}	V _{DS} =V _{GS} I _D =-250 A	-1.0	-1.7	-2.5	V
Static Drain-Source On-Resistance	R _{DS(on)}	V _{GS} =-10V I _D =-10A		10	12	m
		V _{GS} =-4.5V I _D =-5A		16	20	m
Diode Forward Voltage	V _{SD}	V _{GS} =0V I _S =-1.0A			-1.2	V
Input Capacitance	C _{iss}	V _{DS} =-25V V _{GS} =0V f=1.0MHz		3350		pF
Output Capacitance	C _{oss}			2400		pF
Reverse Transfer Capacitance	C _{rss}			1050		pF

BRCS080C03YMQ

Rev.B Mar.-2024

∅ ≡) ∅ / Package Dimensions



, M y f / Marking Instructions



- ^a ç y
- (8 y , [W A
- 7 y V ñ —) í D } ö œ
- 080C03 y ° Z W A
- y ÿ D Z W A k š ÿ D Z J
- Note y
- BR y Company Code
- Q: Automobile halogen-free product Code
- 080C03 y Product Type Code
- ****: Lot No. Code, code change with Lot No

