



Rev.A Jun.-2024

5 é / P

TO-220 .> // x P ?ú 3 « | • 'ož

P-CHANNEL MOSFET in a TO-220 Plastic Package.


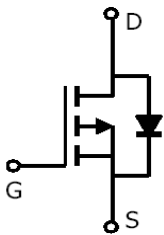
$V_{DS}=-30V$ $I_D=-98A$

$R_{DS(on)}@-10V$ "7.0m (Type.6.7m)

$R_{DS(on)}@-4.5V$ "15m (Type.9.0m)

ä È • ¼ y c 5 ... vo• (3 9o• Ńož

High frequency switching and synchronous rectification,BMS,Motor.



PIN1 y G PIN 2o•4 y D PIN 3 y S

, M V / M

• - ~ a øož

See Marking Instructions.



@ f Parameter	... Z Symbol	f › Rating	% y Unit
Drain-Source Voltage	V_{DS}	-30	V
Drain Current - Continuous	$I_D(T_c=25^\circ C)$	-98	A
Drain Current – Pulsed	I		





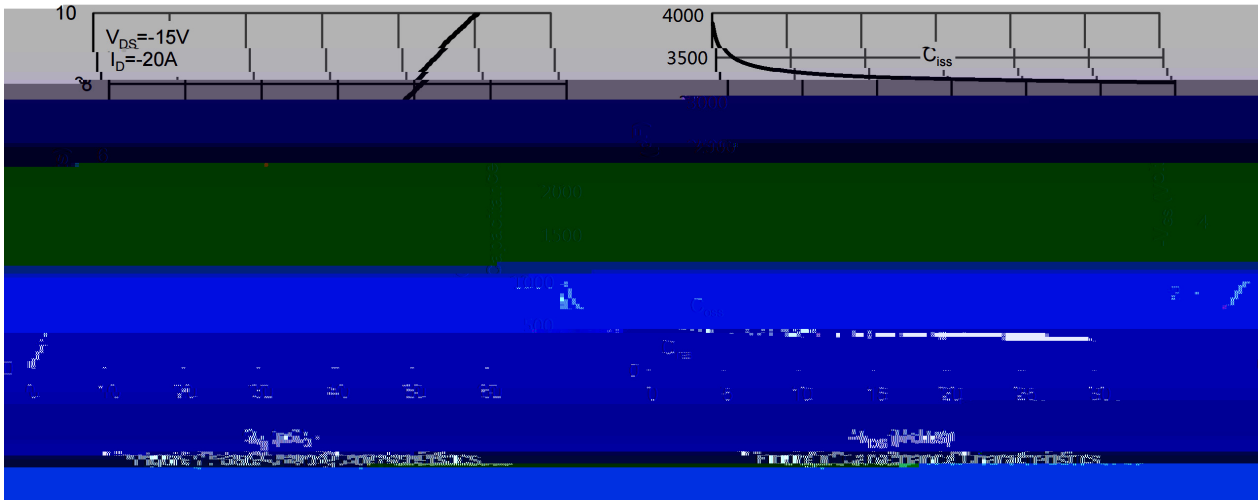
Ô4i x ? d / ;)

@ f Parameter	... Z Symbol	y ; Ú ^ Test Conditions	Â 4 › Min	Â ° › Typ	Â Ý › Max	% y Unit
Turn-On Delay Time	t _{d(on)}	V _{GS} =-10V V _{DS} =-15V R _L =0.75 ; R _{GEN} =3 ;		12.5		ns
Turn-On Rise Time	t _r			19		
Turn-Off Delay Time	t _{d(off)}			125		
Turn-Off Fall Time	t _f			67		

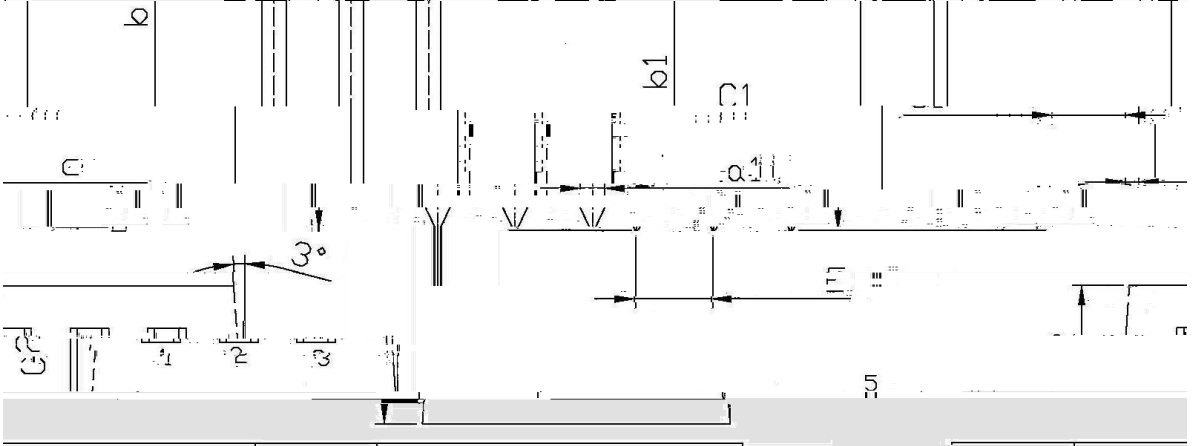

R



Ô ? d • Ž ç /



Ø =) φ /

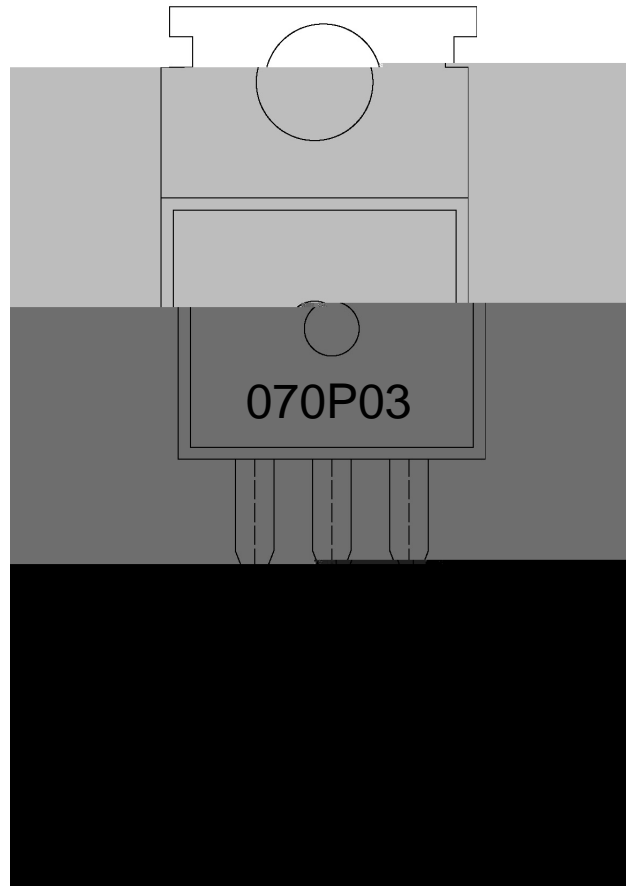


Symbol	Min	Max	Symbol	Min	Max
0.2	1.2	1.4	A	9.8	11
3.64	6.3	6.7	R	3.56	
16.1	19.0	19.4		15.7	
13.6	16.5	16.9	b	12.6	





, My f / 5



^a ϕ y
 (8 y , [W A
 6 y ° Z W A
 y ÿ D Z W A k š ÿ D Z J

Note:

BR: Company Code

070P03: Product Type Code

****: Lot No. Code, code change with Lot No



G PD t... • Ž ϕ (x /) / 图 5

^a ϕ y

1o• Ä ½ “ † 25 ½150 - k ž • 60 ½90sec;

2o• Q › “ † 255 r5 - k ž • 4 Ò 5 r0.5sec;

3o•D N ò i Ò 0 , † 2 ½10 - /sec.

Note:

1.Preheating:25~150 - , Time:60~90sec.

2.Peak Temp.:255 r5 - , Duration:5 r0.5sec.

3. Cooling Speed: 2~10 - /sec.

ÂD /Cã p - »] / 图 6

“ † y 270 r5 - ž • y 10 r