

BRCS060N04YMQ

Rev.B Mar.-2023

/ Descriptions

PDFN5×6A N
Dual N-CHANNEL MOSFET in a PDFN5×6A Plastic Package.

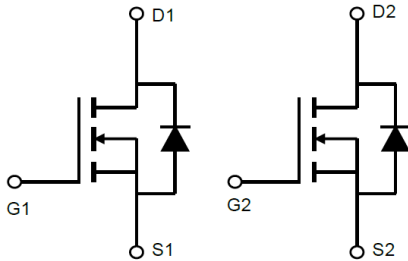
/ Features

Dual N-Ch
VDS(V)=40V
ID=60.2A
RDS(ON)<6.5m (VGS=10V)
RDS(ON)<12.5m (VGS=4.5V)
AEC-Q101
Qualified to AEC-Q101 Standards for High Reliability; HF Product.

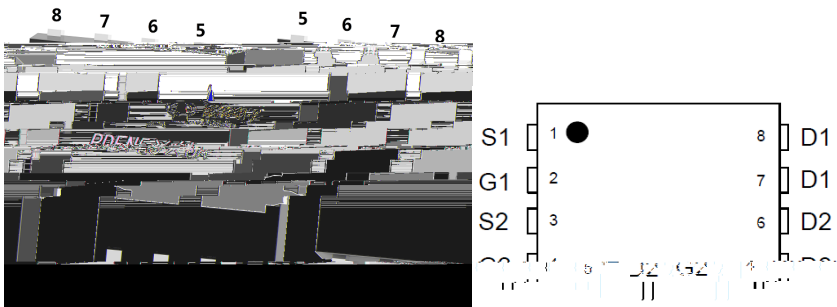
/ Applications

PWM LED
PWM Application, Load Switch, Power Management, Dimming LED, Meet the stringent requirements of automotive applications.

/ Equivalent Circuit



/ Pinning



/ Marking

See Marking Instructions.

BRCs060N04YMQ

Rev.B Mar.-2023

Parameter	Symbol	Rating	Unit
Drain-Source Voltage	V_{DSS}	40	V
Drain Current	$I_D(T_C=25^\circ\text{C})$	60.2	A
Drain Current - Pulsed	I_{DM}	217	A
Gate-Source Voltage	V_{GSS}	± 20	V
Single Pulsed Avalanche Energy	E_{AS}	240.1	mJ
Avalanche Current	I_{AS}	24.5	A
Power Dissipation	$P_D(T_C=25^\circ\text{C})$	36	W
Operating and Storage Temperature Range	T_J, T_{stg}	-55 to 150	

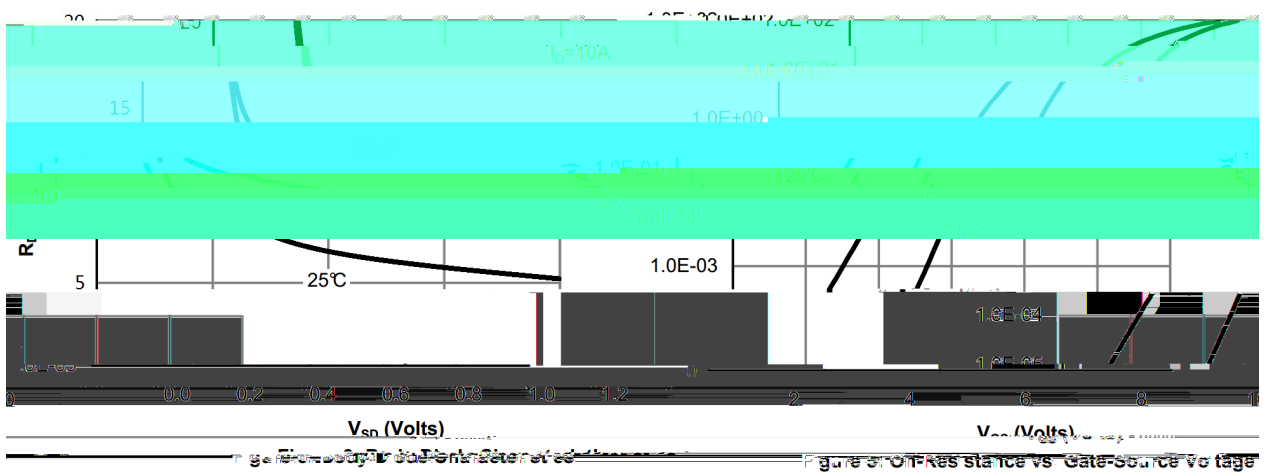
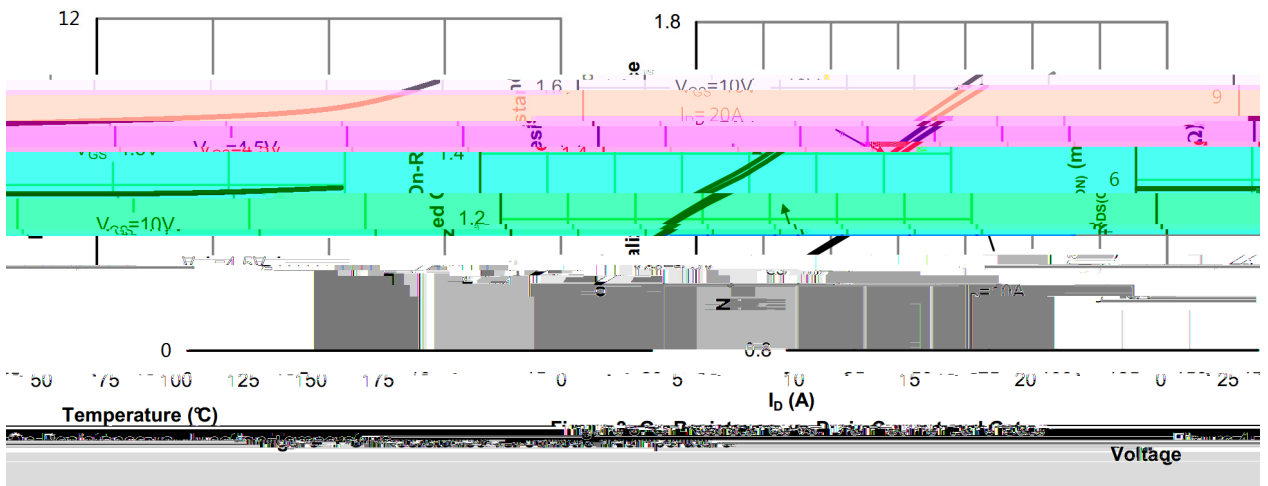

BRCs060N04YMQ

Rev.B Mar.-2023



Parameter	Symbol	Test Conditions	Min	Typ	Max	Unit
Turn-On Delay Time	t					

/ Electrical Characteristic Curve



BRCS060N04YMQ

BRCS060N04YMQ

Rev.B Mar.-2023

/ Marking Instructions

91

H

060N04

() / Temperature Profile for IR Reflow Soldering(Pb-Free)