

/ Descriptions

SOT-323 NPN Silicon NPN transistor in a SOT-323 Plastic Package.

/ Features

BC858W
High current, low voltage complementary pair with BC858W.

/ Applications

General purpose switching and amplification.

/ Equivalent Circuit



/ Pinning



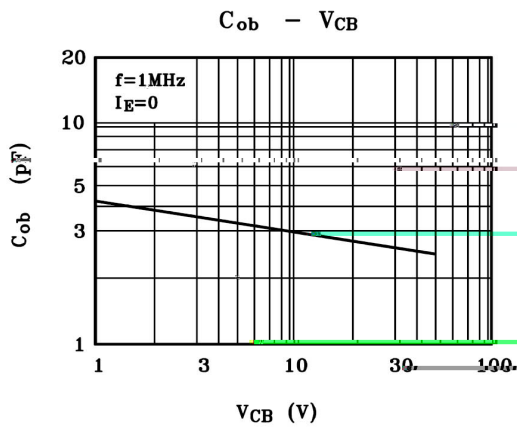
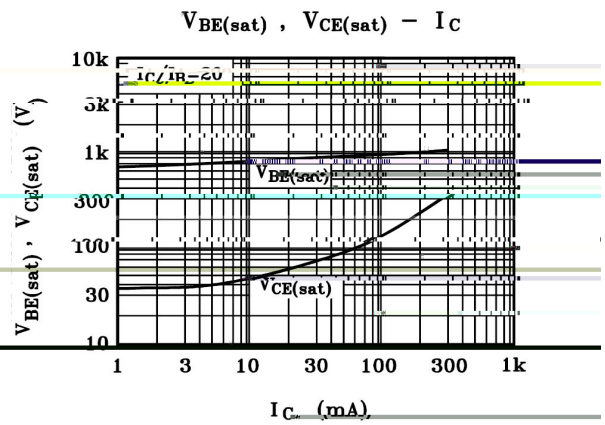
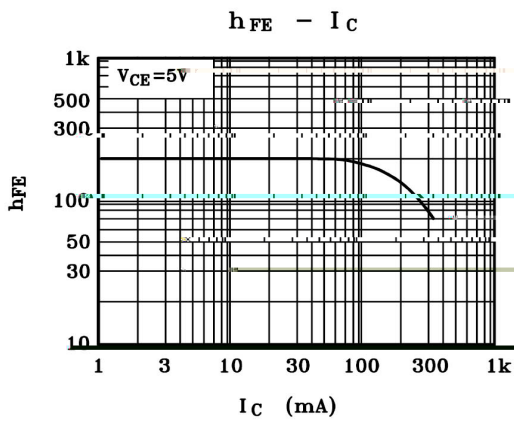
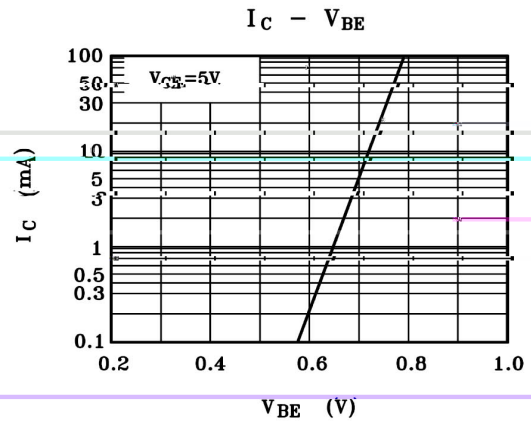
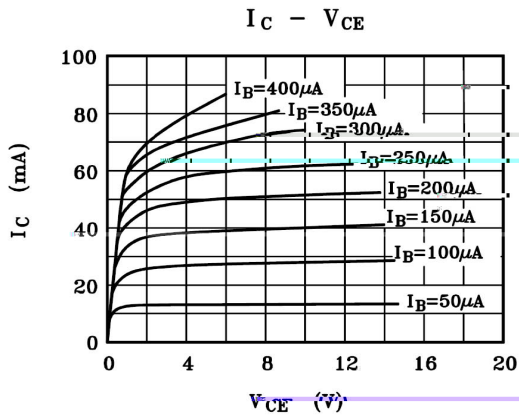
PIN1 Emitter PIN 2 Base PIN 3 Collector

/ Marking

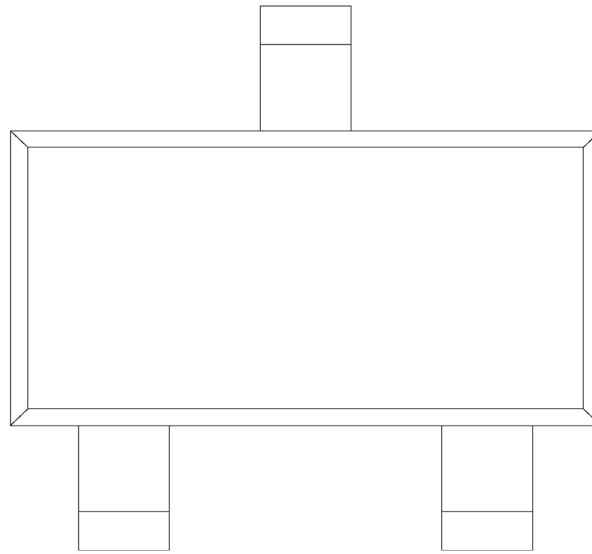
h_{FE} Classifications Symbol	A	B	C
h_{FE} Range	110 220	200 450	420 800
Marking	H1J	H1K	H1L

Parameter	Symbol	Rating	Unit
Collector to Base Voltage	V_{CBO}	30	V
Collector to Emitter Voltage	V_{CEO}	30	V
Emitter to Base Voltage	V_{EBO}	5.0	V
Collector Current- Continuous	I_C	100	mA
Peak Collector Current - Continuous	I_{CM}	200	mA
Collector Power Dissipation	P_C	200	mW

/ Electrical Characteristic Curve



/ Marking Instructions



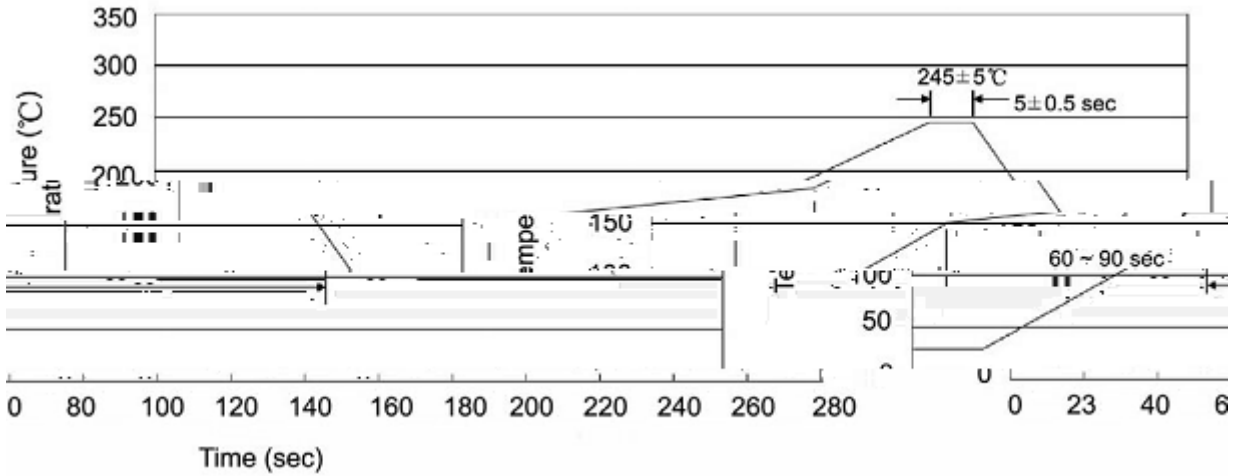
H

1J

Note:

H: Note(5)Tuctions Tf5284

() /



Note:

- | | | | | | |
|---|-------|-----|----|-----------|---|
| 1 | 25 | 150 | 60 | 90sec; | 1.Preheating:25~150 , Time:60~90sec. |
| 2 | 245±5 | | | 5±0.5sec; | 2.Peak Temp.:245±5 , Duration:5±0.5sec. |
| 3 | | | 2 | 10 /sec. | 3. Cooling Speed: 2~10 /sec. |

/ Resistance to Soldering Heat Test Conditions

260±5 10±1 sec. Temp.:260±5 Time:10±1 sec

/ Packaging SPEC.

/ REEL

Package Type 封装形式	Units 包装数量					Dimension 包装尺寸 (unit: mm ³)		
	Units/Reel 只/卷盘	Reels/Inner Box 卷盘/盒	Units/Inner Box 只/盒	Inner Boxes/Outer Box 盒/箱	Units/Outer Box 只/箱	Reel	Inner Box 盒	Outer Box 箱
SOT-323	3,000	10	30,000	6	180,000	7 ×8	180×120×180	390×385×205