

BC639

Rev.E Mar.-2016

/ Descriptions

TO-92 NPN Silicon NPN transistor in a TO-92 Plastic Package.

/ Features

 , BC640
High I_C , Complementary pair with BC640.

/ Applications

Driver stages of audio or video amplifiers applications.

/ Equivalent Circuit



/ Pinning



PIN1 Base PIN 2 Collector PIN 3 Emitter

/ h_{FE} Classifications & Marking

h_{FE} Classifications Symbol	10	16
h_{FE} Range	63~160	100~250

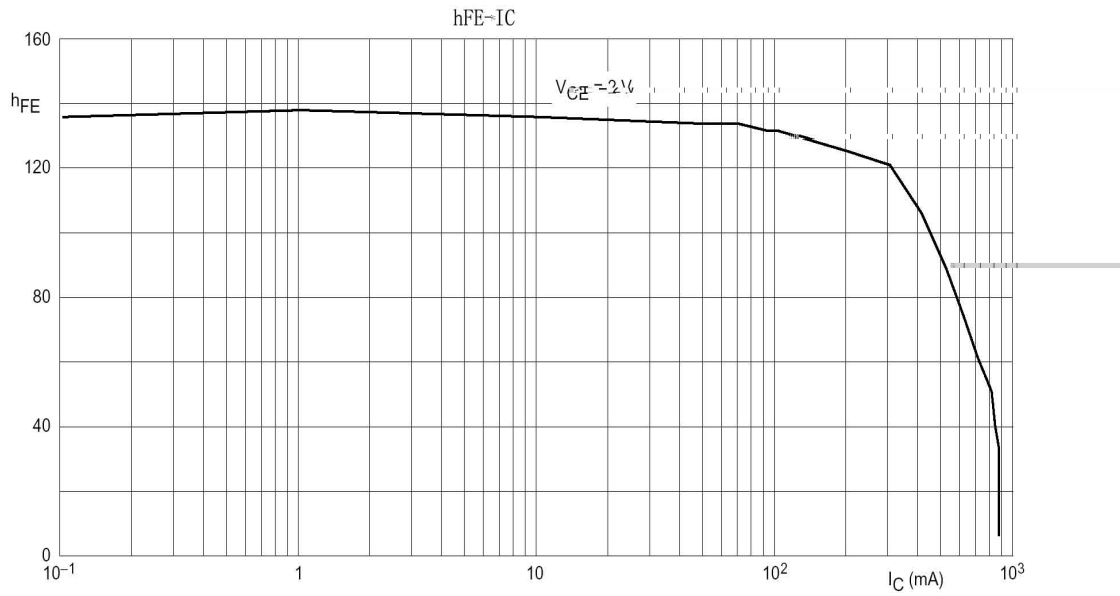
/ Absolute Maximum Ratings(Ta=25)

Parameter	Symbol	Rating	Unit
Collector to Base Voltage	V_{76C}	100	V
Collector to Emitter Voltage	V_{CEO}	80	V
Emitter to Base Voltage	V_{EBO}	5.0	V
Collector Current - Continuous	I_C	1.0	A
Peak Collector Current	I_{CM}	1.5	A
Peak Base Current	I_{BM}	200	mA
Total Power Dissipation	P_{tot}	830	mW
Junction Temperature	T_j	150	
Storage Temperature Range	T_{stg}	-55 150	

/ Electrical Characteristics(Ta=25)

Parameter	Symbol	Test Conditions	Min	Typ	Max	Unit
Collector Cut-Off Current	I_{CBO}	$V_{CB}=30V$ $I_E=0$			0.1	A
Emitter Cut-Off Current	I_{EBO}	$V_{EB}=5.0V$ $I_C=0$			0.1	A
DC Current Gain	$h_{FE(1)}$	$V_{CE}=2.0V$ $I_C=150mA$	63		250	
	$h_{FE(2)}$	$V_{CE}=2.0V$ $I_C=5.0mA$	63			
	$h_{FE(3)}$	$V_{CE}=2.0V$ $I_C=500mA$	40			
Collector to Emitter Saturation Voltage	$V_{CE(sat)}$	$I_C=500mA$ $I_B=50mA$			0.5	V
Base to Emitter Voltage	V_{BE}	$I_C=500mA$ $V_{CE}=2.0V$			1.0	V
Transition Frequency	f_T	$V_{CE}=5.0V$ $I_C=50mA$ $f=100MHz$	100			MHz

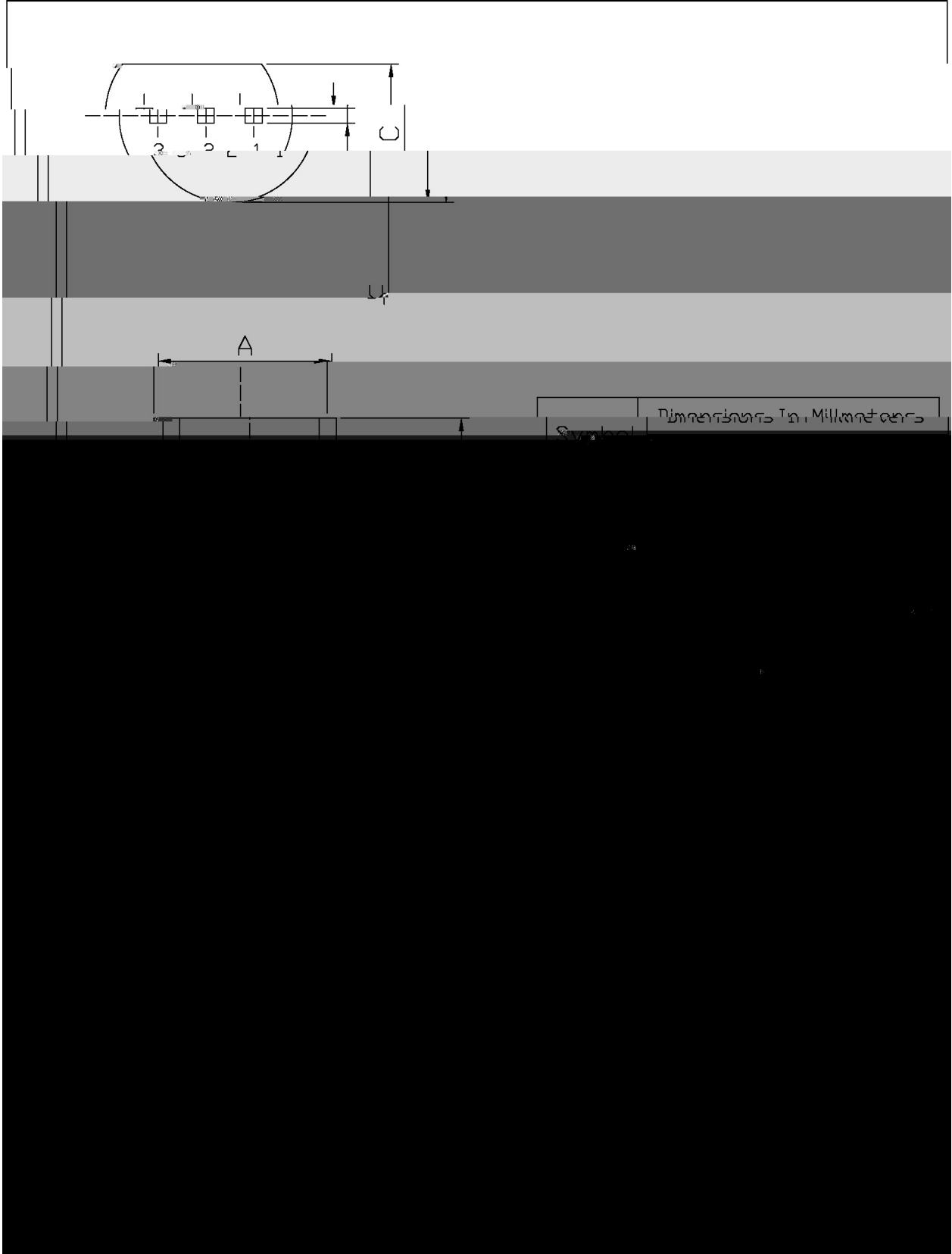
/ Electrical Characteristic Curve



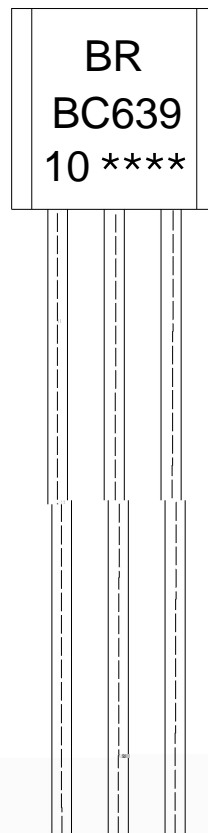
/ Package Dimensions

TO-92

Unit: mm



/ Marking Instructions



BR:

BC639

10: h_{FE}

Note:


BR: Company Code.

BC639: Product Type.

10: h_{FE} Classifications Symbol

****: Lot No. Code,code change with Lot No.

() / Temperature Profile for Dip Soldering(Pb-Free)



Note:

- | | | | | | |
|---|-------|-----|-----------|--------|---|
| 1 | 25 | 150 | 60 | 90sec; | 1.Preheating:25~150 , Time:60~90sec. |
| 2 | 255±5 | | 5±0.5sec; | | 2.Peak Temp.:255±5 , Duration:5±0.5sec. |
| 3 | | 2 | 10 | /sec. | 3. Cooling Speed: 2~10 /sec. |

/ Resistance to Soldering Heat Test Conditions

270±5 10±1 sec. Temp:270±5 Time:10±1 sec

/ Packaging SPEC.

/ BULK

Package Type 封 形式	Units 包 数量					Dimension 包 尺寸 (unit: mm3)		
	Units/Bag 只/袋	Bags/Inner Box 袋/盒	Units/Inner Box 只/盒	Inner Boxes/Outer Box 盒/箱	Units/Outer Box 只/箱	Bag 袋	Inner Box 盒	Outer Box 箱
TO-92	1,000	10	10,000	5	50,000	135×190	237×172×102	560×245×195
	1,000	10	10,000	10	100,000	135×190	237×172×102	560×245×375

/ AMMO

Package Type 封 形式	Units 包 数量					Dimension 包 尺寸 (unit: mm3)	
	Units/tape 只/纸带	Tape/Inner Box 纸带/盒	Rows/Inner Box 纸带层/盒	Inner Boxes/Outer Box 盒/箱	Units/Outer Box 只/箱	Inner Box 盒	Outer Box 箱
TO-92	3,000	1	120	10	30,000	328×230×42	小箱 480×346×235, 大箱 547×407×268

/ Notices