

BC549

Rev.E Mar.-2016

/ Descriptions

KF \$O) ǝ ž E GE Silicon NPN transistor in a TO-92(R) Plastic Package.

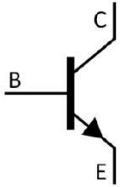
/ Features

High Voltage, Low Noise.

/ Applications

General purpose and switching application.

/ Equivalent Circuit



/ Pinning

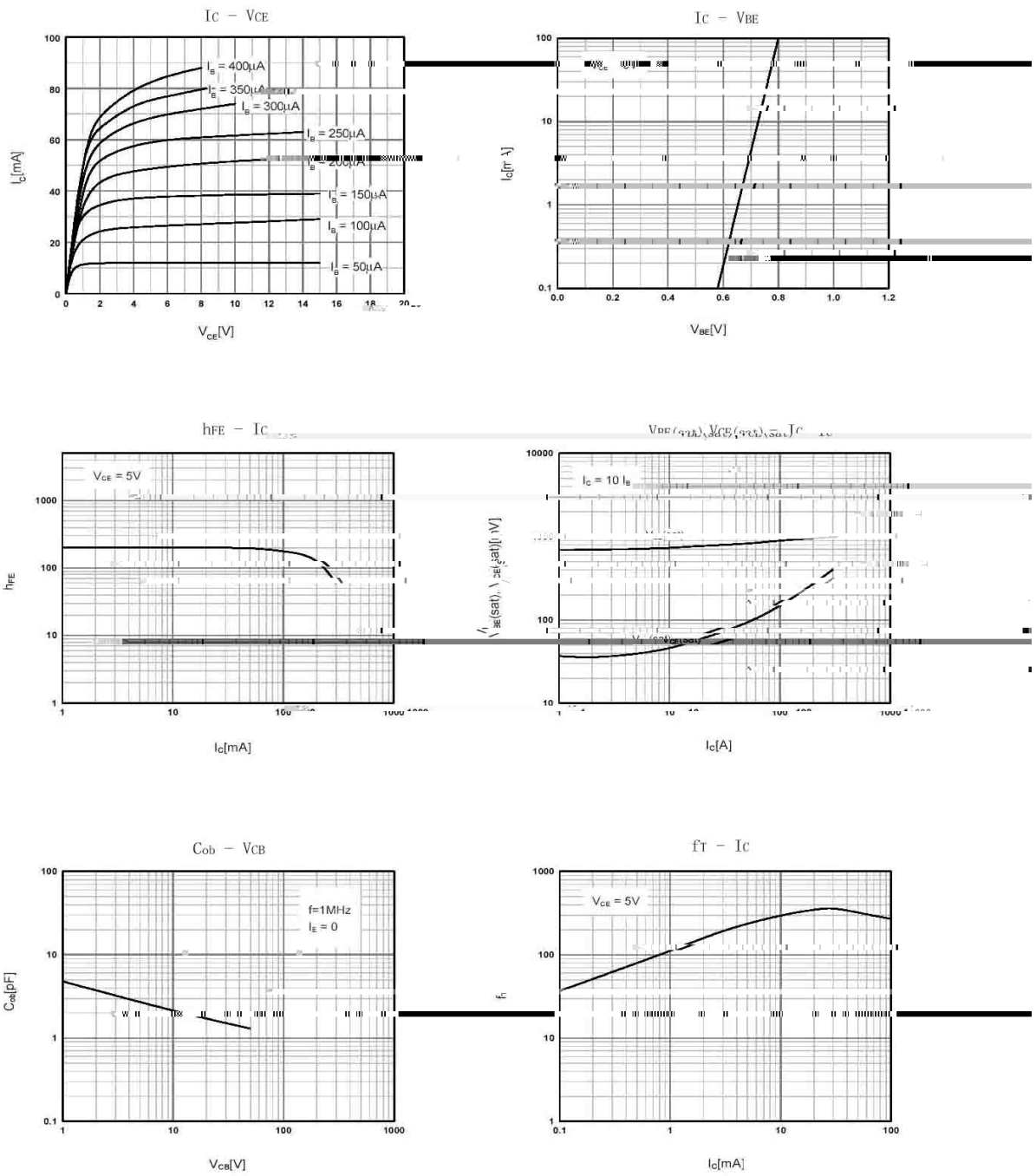


PIN1 Emitter PIN 2 Base PIN 3 Collector


/ h_{FE} Classifications & Marking

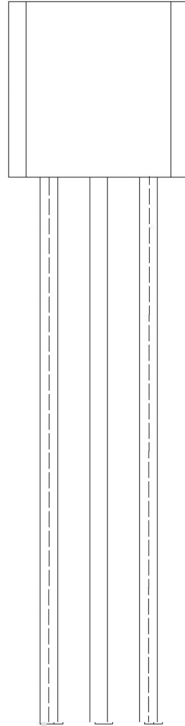
h_{FE} Classifications Symbol	A	B	C
h_{FE} Range			

/ Electrical Characteristic Curve

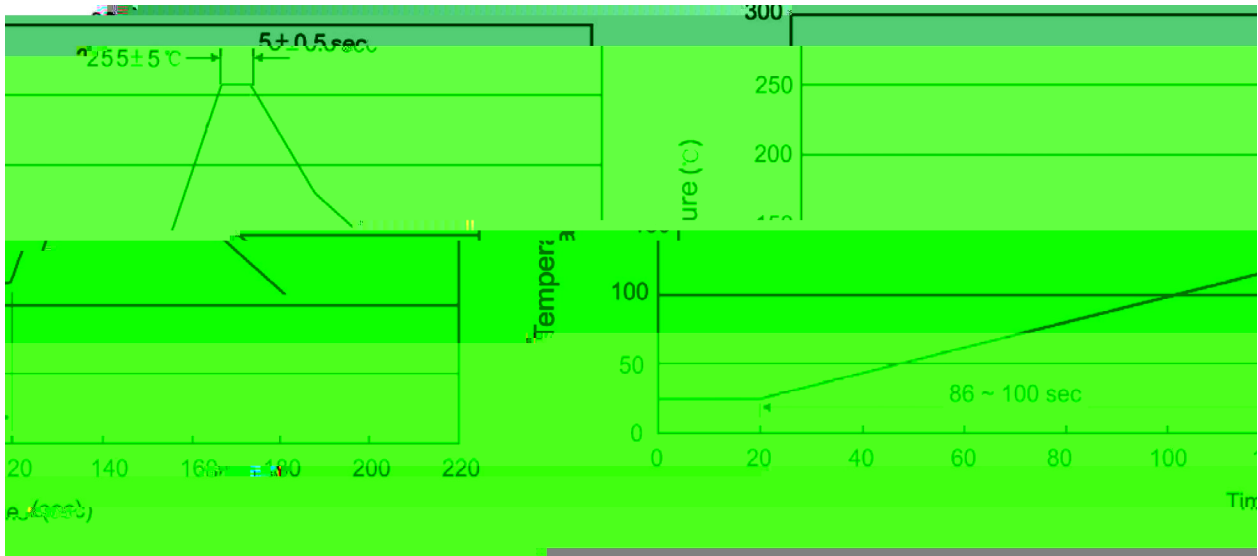


/ Package Dimensions





() / Temperature Profile for Dip Soldering(Pb-Free)



Note:

- | | | | | | |
|---|--------|-----|------------|----------|---|
| 1 | 25 | 150 | 60 | 90sec; | 1.Preheating:25~150 , Time:60~90sec. |
| 2 | 255..5 | | 5..0.5sec; | | 2.Peak Temp.:255..5 , Duration:5..0.5sec. |
| 3 | | | 2 | 10 /sec. | 3. Cooling Speed: 2~10 /sec. |

/ Resistance to Soldering Heat Test Conditions

270..5 10...1 sec. Temp.:270±5 Time:10±1 sec

/ Packaging SPEC.

/ BULK

Package Type	Units					Dimension (unit mm3)		
	Units/Bag /	Bags/Inner Box /	Units/Inner Box /	Inner Boxes/Outer Box /	Units/Outer Box /	Bag	Inner Box	Outer Box
TO-92	1,000	10	10,000	5	50,000	135×190	237×172×102	560×245×195
	1,000	10	10,000	10	100,000	135×190	237×172×102	560×245×375

/ AMMO

Package Type	Units					Dimension (unit mm3)	
	Units/tape /	Tape/Inner Box /	Rows/Inner Box /	Inner Boxes/Outer Box /	Units/Outer Box /	Inner Box	Outer Box
TO-92	3,000	1	120	10	30,000	328×230×42	480×346×235 547×407×268

/ Notices