


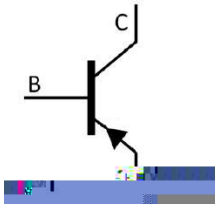
Rev.H Jun.-2023

SOT-23 PNP Silicon PNP transistor in a SOT-23 Plastic Package.

PC IC ,hFE , 9013M

 High P_C and I_C, Excellent h_{FE} linearity, complementary pair with 9013M,HF Product.

Amplifier of portable radios in class B push-pull operation.

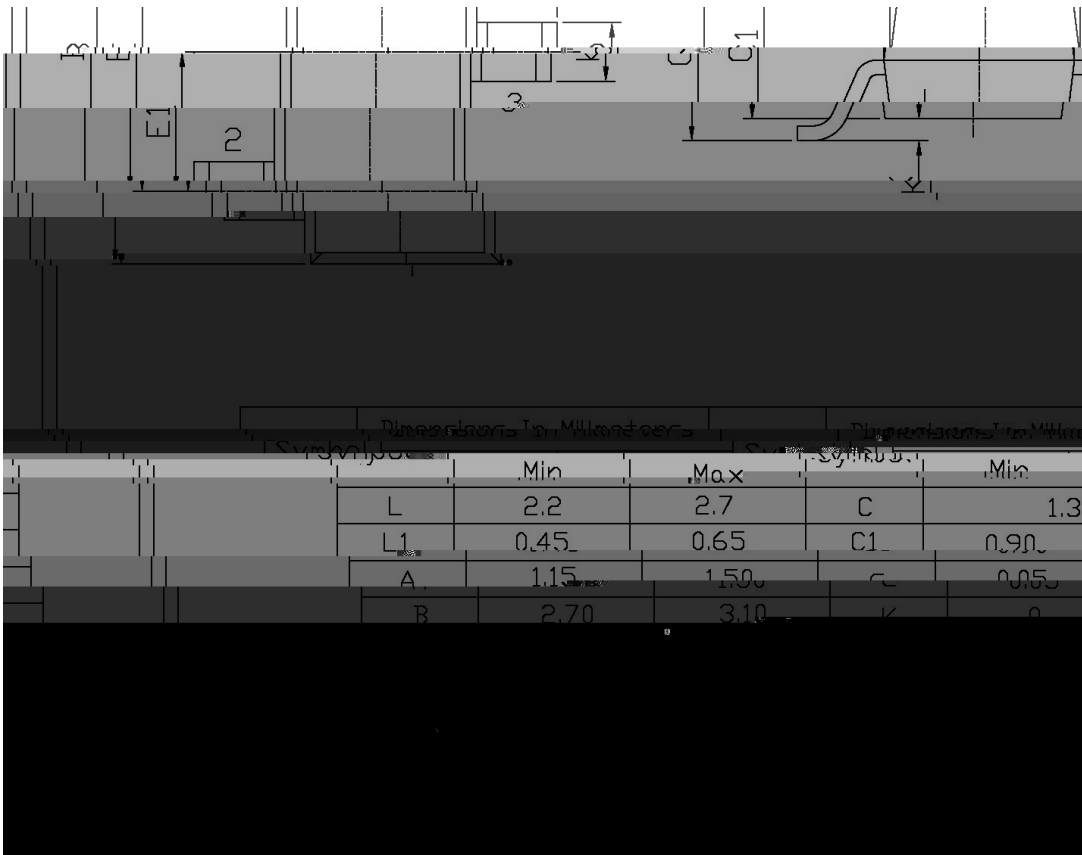


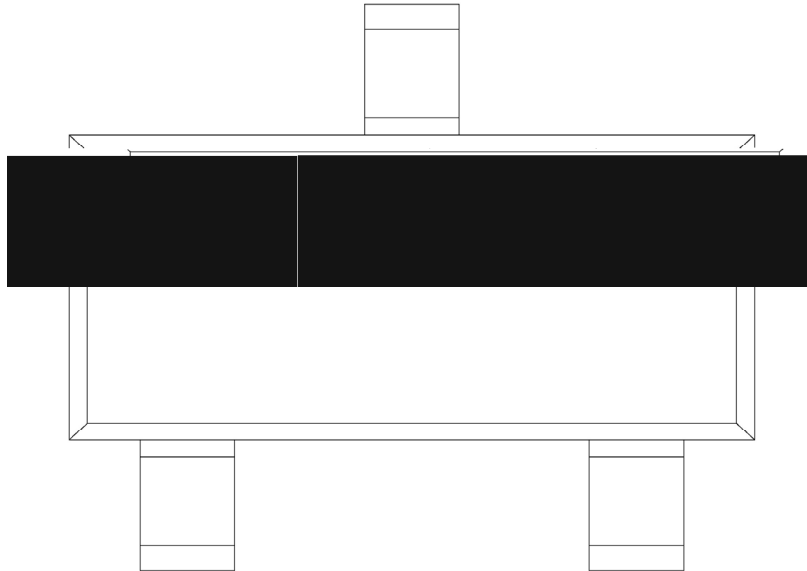
PIN1 Base PIN 2 Emitter PIN 3 Collector

h _{FE} Classifications Symbol	D	E	F	G	H	I
h _{FE} Range	64 91	78 112	96 135	112 166	144 202	188 276
Marking	H2TD	H2TE	H2TF	H2TG	H2TH	H2TI

Parameter	Symbol	Rating	Unit
Collector to Base Voltage	V_{CBO}	-40	V
Collector to Emitter Voltage	V_{CEO}	-20	V
Emitter to Base Voltage	V_{EBO}	-5.0	V
Collector Current	I_C	-500	mA
Base Current	I_B	-100	mA
Collector Power Dissipation	P_C	300	mW
Junction Temperature	T_j	150	
Storage Temperature Range	T_{stg}	-55 150	

Parameter	Symbol	Test Conditions	Min	Typ	Max	Unit
Collector to Base Breakdown Voltage	V_{CBO}	$I_C=-0.1mA$ $I_E=0$	-40			V
Collector to Emitter Breakdown Voltage	V_{CEO}	$I_C=-1.0mA$ $I_B=0$	-20			V
Emitter to Base Breakdown Voltage	V_{EBO}	$I_E=-0.1mA$ $I_C=0$	-5.0			V
Collector Cut-Off Current	I_{CBO}	$V_{CB}=-25V$ $I_E=0$			-0.1	484.08





H

2T

D hFE

Note:

H Company Code

2T Product Type Code

D hFE Classifications Symbol Code

Temperature Profile for IR Reflow Soldering(Pb-Free)

Note:

- | | | | | | |
|---|-------|-----|----|-----------|---|
| 1 | 150 | 180 | 60 | 90sec; | 1.Preheating:150~180 , Time:60~90sec. |
| 2 | 245±5 | | | 5±0.5sec; | 2.Peak Temp.:245±5 , Duration:5±0.5sec. |
| 3 | | | 2 | 10 /sec. | 3. Cooling Speed: 2~10 /sec. |

260±5

10±1 sec.

Temp.:260±5

Time:10±1 sec

/ REEL

Package Type	Units					Dimension		(unit mm ³)
	Units/Reel	Reels/Inner Box	Units/Inner Box	Inner Boxes/Outer Box	Units/Outer Box	Reel	Inner Box	