

Rev.B Jun.-2024

TO-220 Voltage Regulator in a TO-220 Plastic Package.

1.0A,

3-Terminal regulators ,output current up to 1.0A, internal thermal overload protection and short-circuit limiting.

Voltage Regulator.



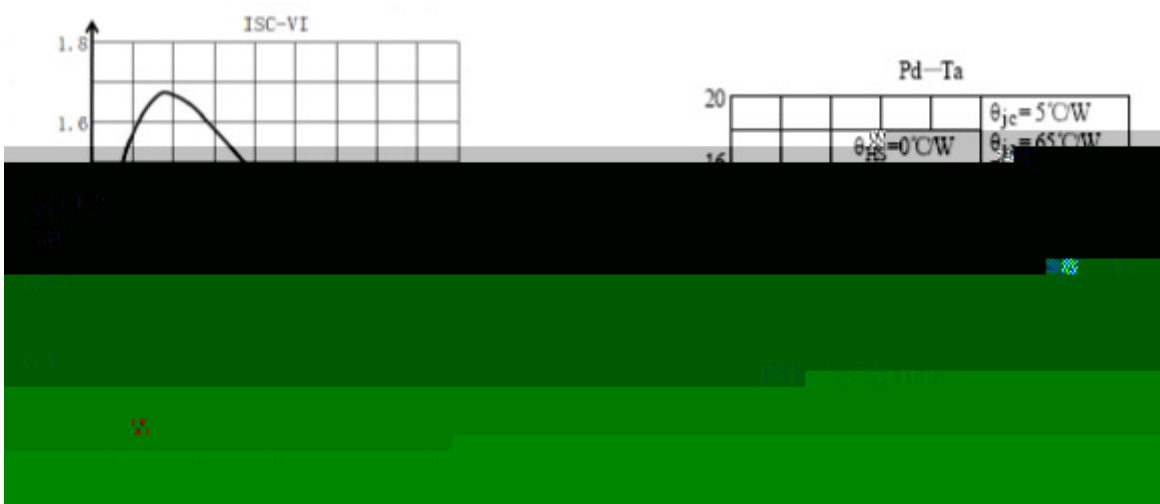
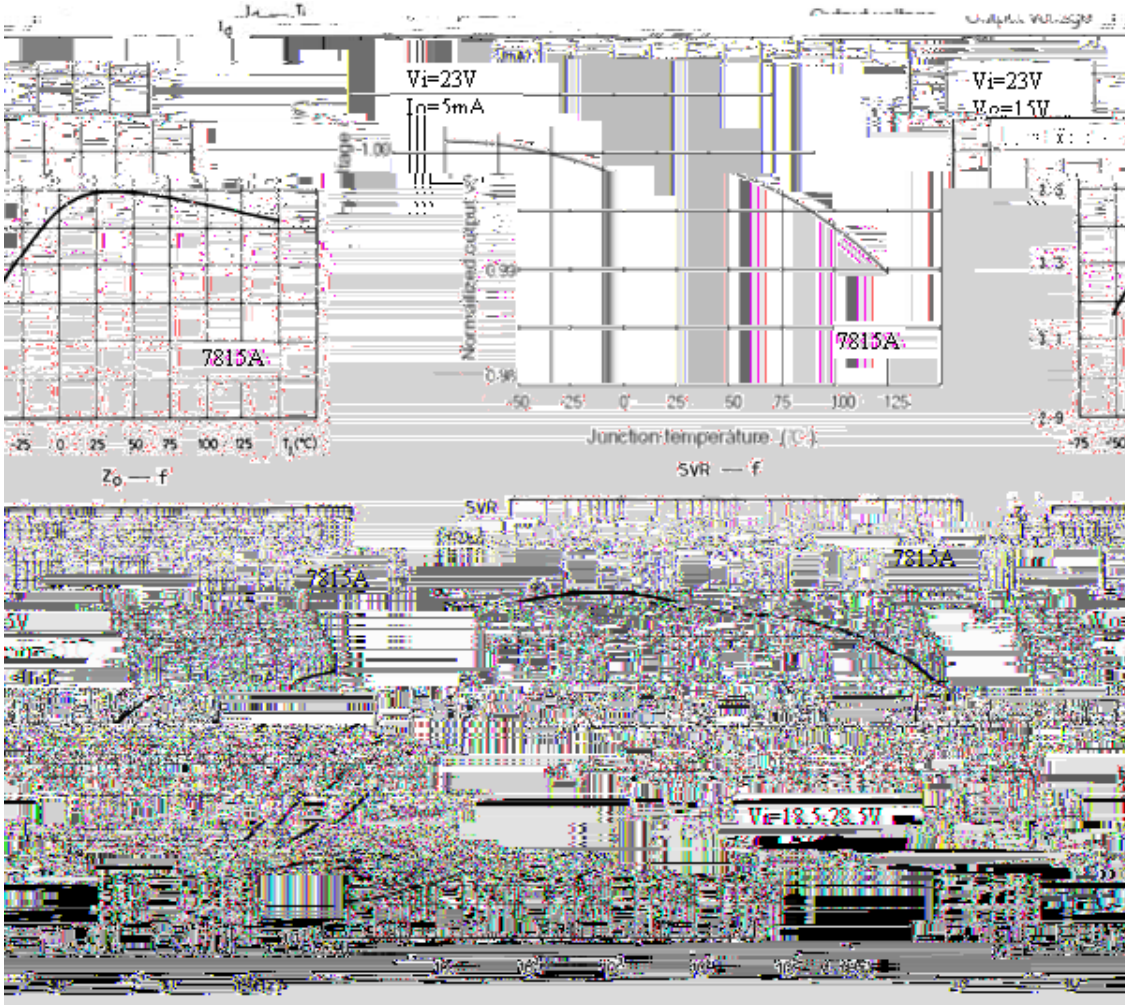
	Symbol	Rating	Unit
Input voltage	V_i	17.5~35	V
Power Dissipation	P_D	Internally Limited	W
Thermal Resistance Junction-ambient	R_{JA}	65	/W
Thermal Resistance Junction-case	R_{JC}	5.0	/W
Operating Temperature Range	T_{OPR}	-40 125	
Storage temperature range	T_{stg}	-65 150	


Test Conditions

T

15.7

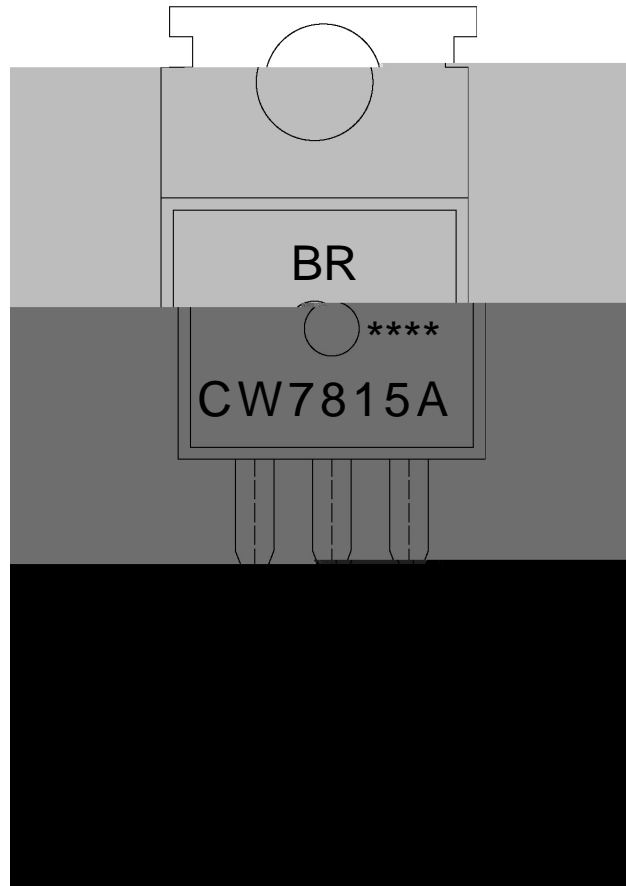
Symbol						
Output Voltage B=10Hz~100kHz	V	$T_j=25$	14.4	15	15.6	V
		$V_i=17.5V\sim30V$ $I_o=5mA\sim1.0A$	P_D 14.25	15		
Load Regulation	V_{Load}	$T_j=25$ $I_o=5mA\sim1.0A$			250	mV
		$T_j=25$ $I_o=250mA\sim750mA$			125	mV
Line Regulation	250 V_{Line}	$T_j=25$ $V_i=17.5V\sim30V$				
		$T_j=25$ $V_i=20V\sim26V$			125	mV
Quiescent Current	I_q	$j=25$			8.0	mA
Quiescent Current Change	I_q	$V_i=17.5V\sim30V$			1.0	mA
		$I_o=5mA\sim1.0A$			0.5	mA
Output Voltage Drift	V_o/T	$I_o=5mA$ $T_j=0\sim125$	5mV/	-1.0		
Output Noise Voltage	eN	$j=25$		10		$\mu V/V_o$
Supply Voltage Rejection	SVR	$V_i=18.5V\sim28.5V$	54			dB
Dropout Voltage	V_d	$j=25$			2.0	V
Output Resistance	R_o	$f=1KHz$			19	m





	Min	Max		Min	Max
ϕ	1.2	1.4	A	9.8	10.2
B	6.3	6.7	R	3.56	3.64
R	9.0	9.4	L	15.7	16.1
ϕ_1	2.2	2.6	h	12.6	13.6





BR

CW7815A


Note:

BR: Company Code

CW7815A: Product Type Code

****: Lot No. Code, code change with Lot No

Rev.B Jun.-2024



PCB