
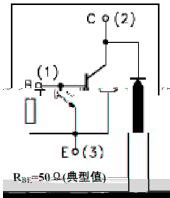


Silicon NPN transistor in a TO-220F Plastic Package.

High breakdown voltage, Low drain current, High switching speed, Low saturation voltage, Excellent current characteristics.

Color TV Horizontal deflection output applications.



PIN1 Base PIN 2 Collector PIN 3 Emitter

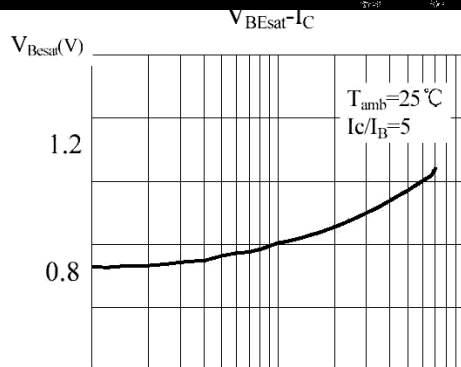
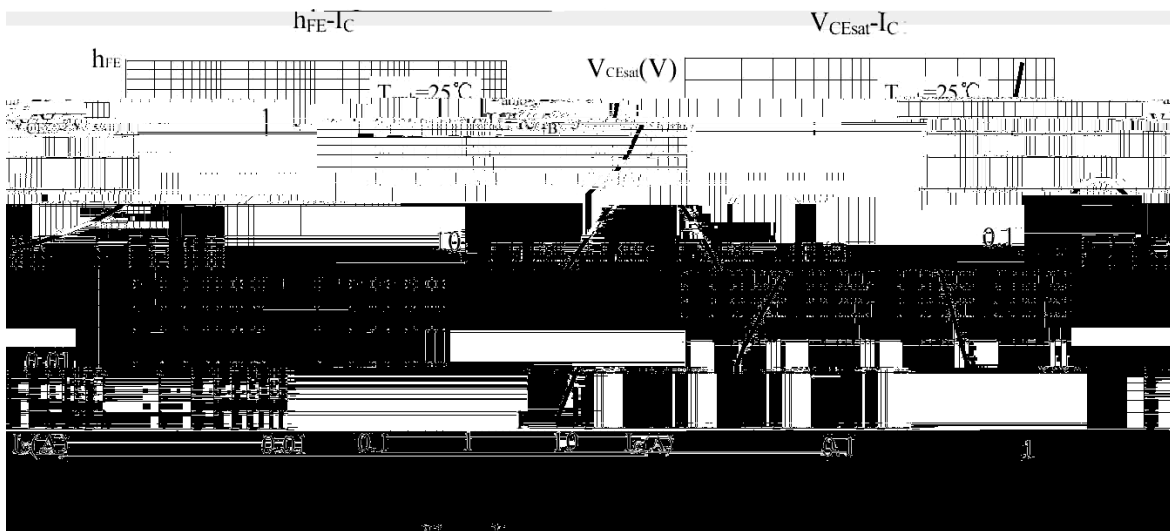

/ h_{FE} Classifications & Marking

See Marking Instructions.


Parameter	Symbol	Rating	Unit
Collector to Base Voltage	V_{CBO}	1500	V
Collector to Emitter Voltage	V_{CEO}	800	V
Emitter to Base Voltage	V_{EBO}	5.0	V
Collector Current - Continuous	I_C	6.0	A
Collector Power Dissipation	P_C	2.0	W
Collector Power Dissipation	$P_C(T_C=25^\circ\text{C})$	40	W
Junction Temperature	T_j	150	
Storage Temperature Range	T_{stg}	-55 150	

Parameter	Symbol	Test Conditions	Min	Typ	Max	Unit
Collector Cut-Off Current	I_{CBO}	$V_{CB}=1500V$ $I_E=0$			1.0	mA
Emitter Cut-Off Current	I_{EBO}	$V_{EB}=5.0V$ $I_C=0$	40		200	mA
DC Current Gain*	h_{FE}^*	$V_{CE}=5.0V$ $I_C=1.0A$	10		40	
Collector to Emitter Saturation Voltage*	$V_{CE(sat)}^*$	$I_C=4.0A$ $I_B=1.0A$			5.0	V
Base to Emitter Saturation Voltage*	$V_{BE(sat)}^*$	$I_C=4.0A$ $I_B=1.0A$			1.5	V
Fall Time	t_f	$V_{CC}=100V$ $I_C=5.0A$ $2I_{B1}=I_{B2}=1.0A$			1.0	s
Transition Frequency	f_T	$V_{CE}=10V$ $I_C=0.1A$ $f=0.3MHz$		=10V		

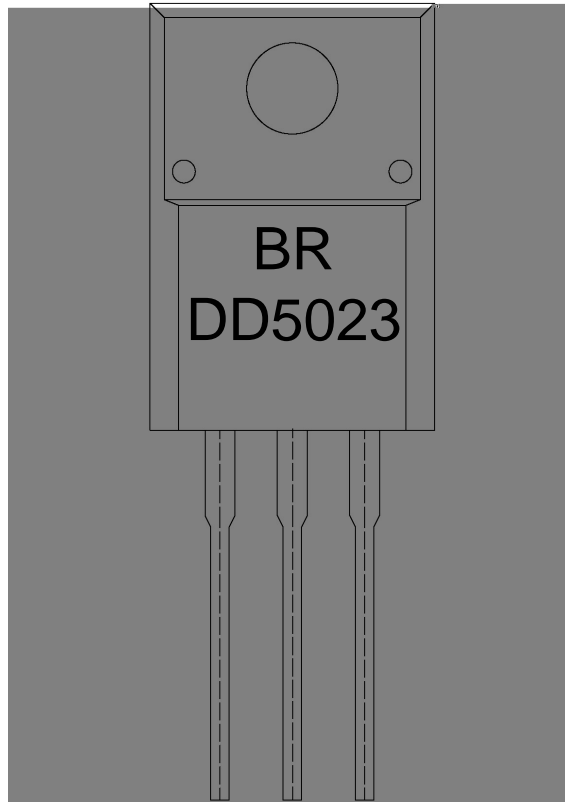
/ Electrical Characteristic Curve



/ Package Dimensions



/ Marking Instructions



Note:

BR: Company Code.

DD5023: Product Type.

***: Lot No. Code, code change with Lot No.

3DD5023
Rev.F Mar.-2016

(