

/ Descriptions

TO-92 NPN Silicon NPN transistor in a TO-92 Plastic Package.

/ Features

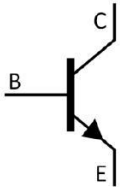
1 -

The charge time is approximately 1 second , low $V_{CE(sat)}$ and less power dissipation large current capacity, excellent linearity of h_{FE} .

/ Applications

Strobe applications.

/ Equivalent Circuit



/ Pinning

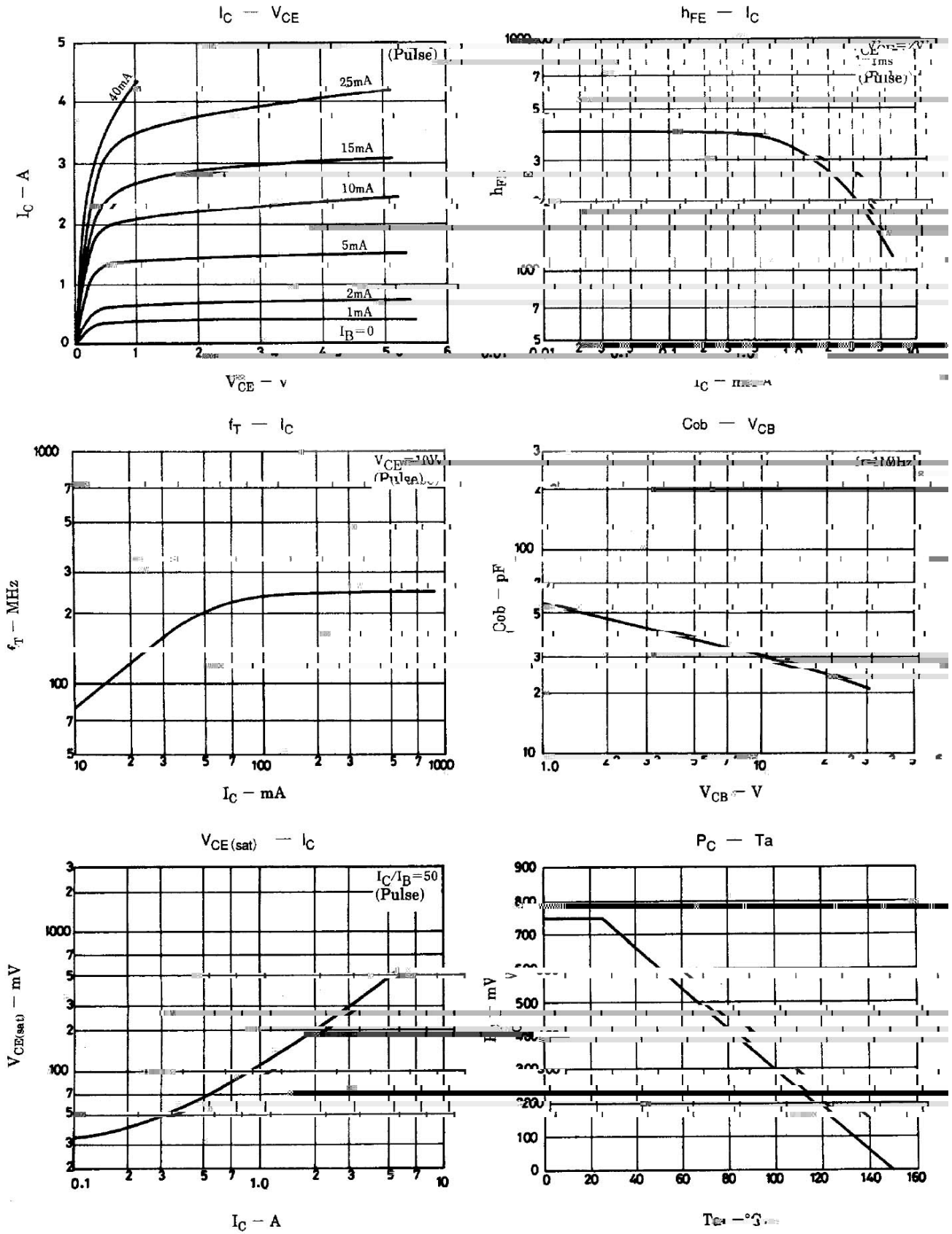


PIN1 Base PIN 2 Collector PIN 3 Emitter

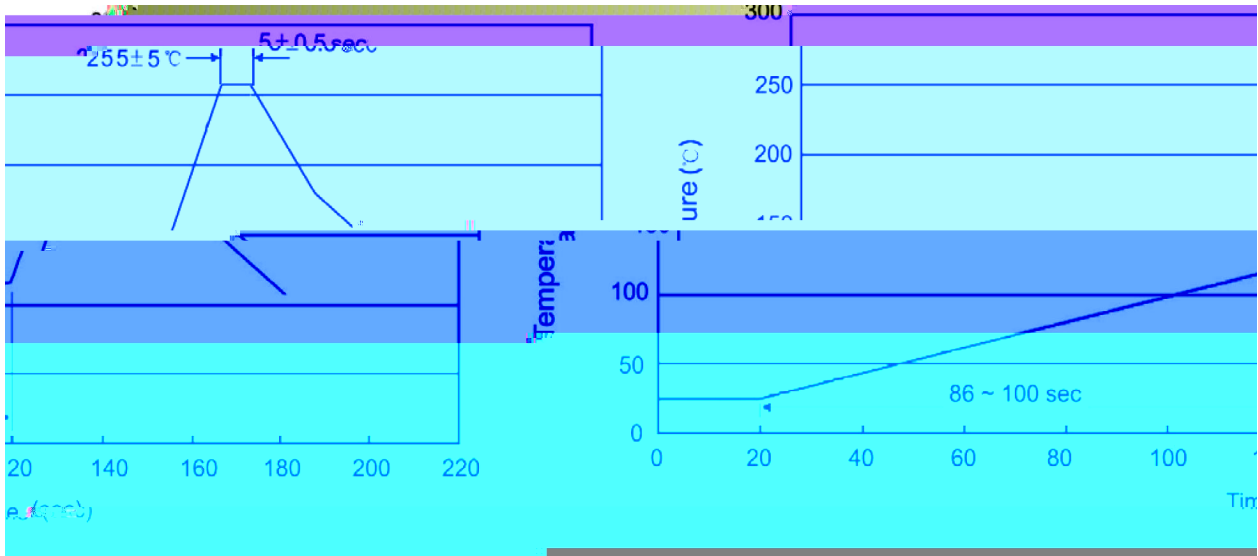
/ hFE Classifications & Marking

See Marking Instructions.

/ Electrical Characteristic Curve



() / Temperature Profile for Dip Soldering(Pb-Free)



Note:

- | | | | | | |
|---|-------|-----|-----------|----------|---|
| 1 | 25 | 150 | 60 | 90sec; | 1.Preheating:25~150 , Time:60~90sec. |
| 2 | 255±5 | | 5±0.5sec; | | 2.Peak Temp.:255±5 , Duration:5±0.5sec. |
| 3 | | | 2 | 10 /sec. | 3. Cooling Speed: 2~10 /sec. |

/ Resistance to Soldering Heat Test Conditions

270±5 10±1 sec. Temp:270±5 Time:10±1 sec

/ Packaging SPEC.

/ BULK

Package Type	Units					Dimension (unit mm3)		
	Units/Bag /	Bags/Inner Box /	Units/Inner Box /	Inner Boxes/Outer Box /	Units/Outer Box /	Bag	Inner Box	Outer Box
TO-92	1,000	10	10,000	5	50,000	135×190	237×172×102	560×245×195
	1,000	10	Bag6	re10	T8(600023	T6ag)4(0,590)5()3384237×172×79(102)5(9)173560×245