


TO-220F NPN Silicon NPN transistor in a TO-220F Plastic Package.

High V_{CE0} , SOA, High transition frequency and small C_{ob} .

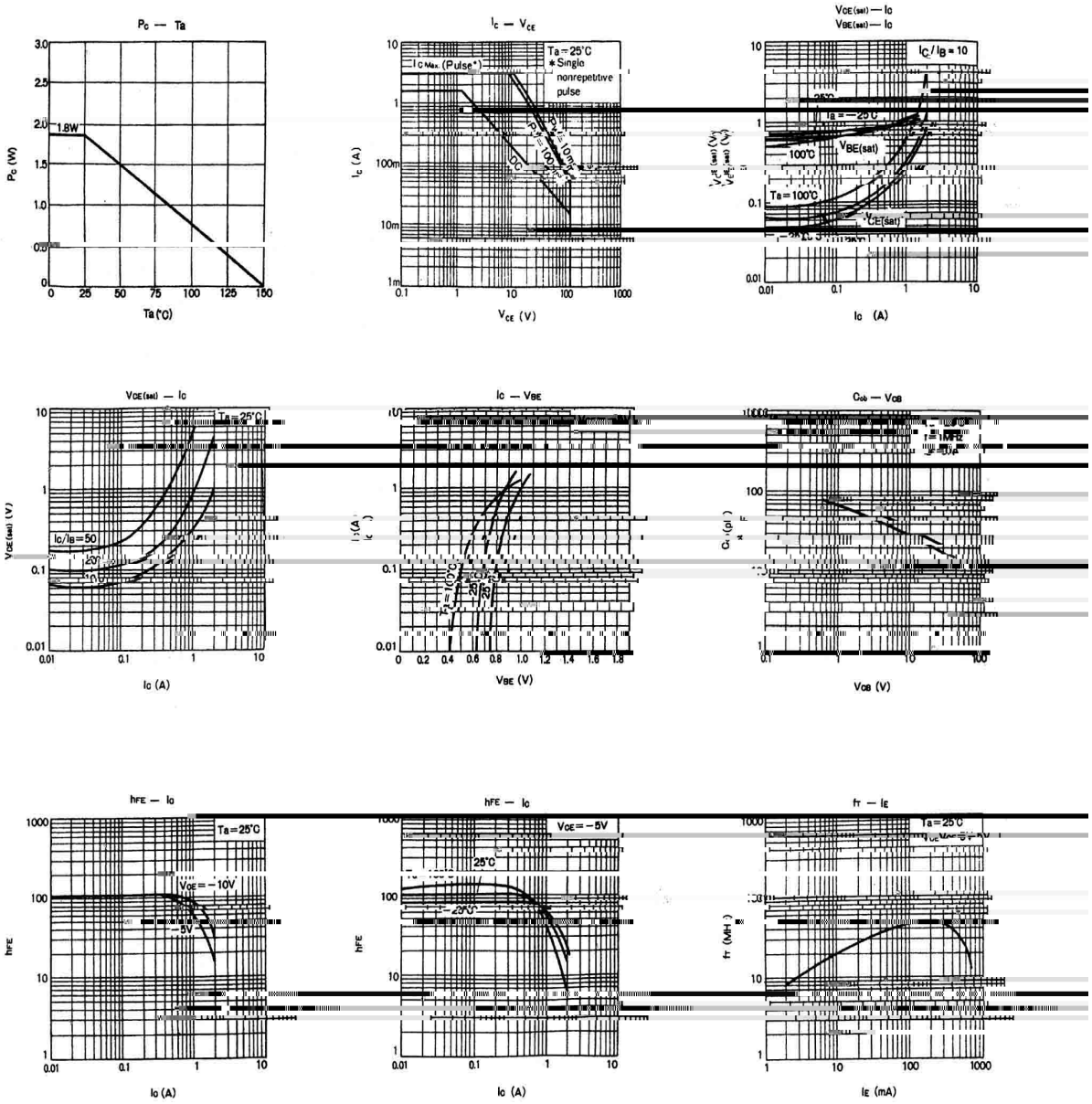
power amplifier applications.




PIN1 Base PIN 2 $\tilde{\sim}$ xF(6T2q)q7•

Parameter	Symbol	Rating	Unit
-----------	--------	--------	------

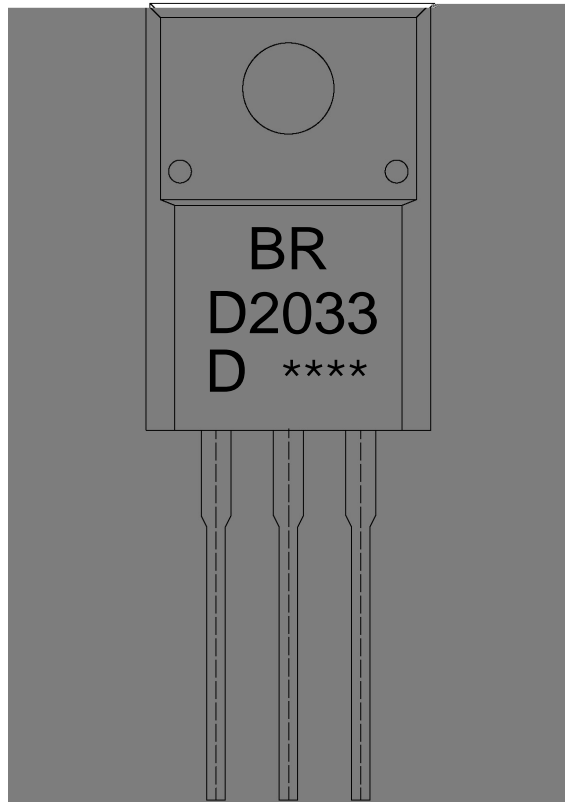
/ Electrical Characteristic Curve



/ Package Dimensions



/ Marking Instructions



BR

D2033

D: h_{FE}

Note:

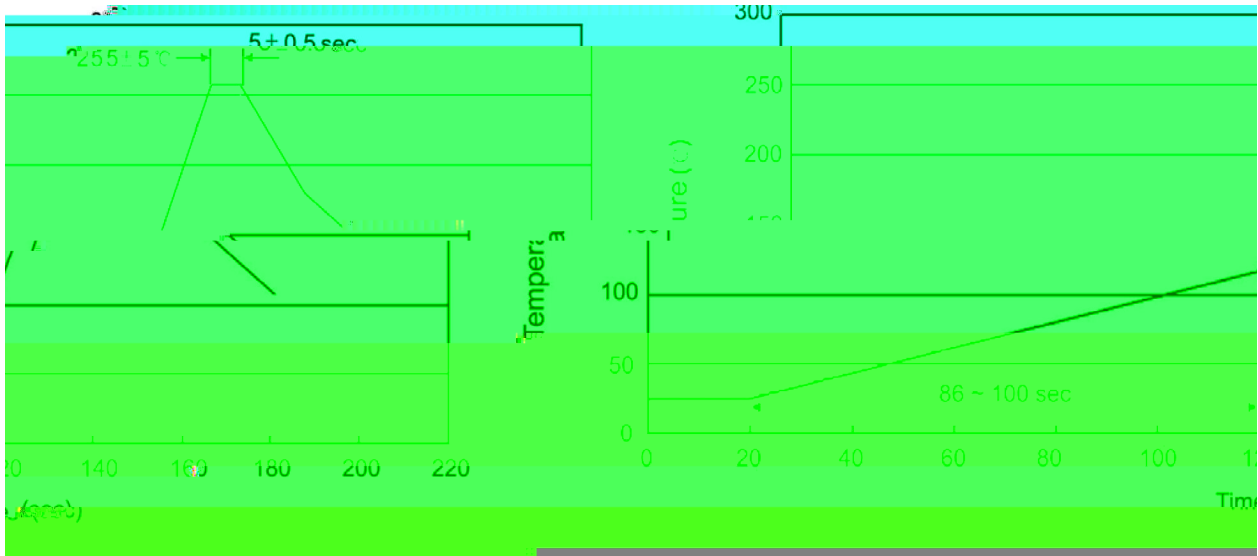
BR: Company Code.

D2033: Product Type.

D: h_{FE} Classifications Symbol

****: Lot No. Code, code change with Lot No.

() / Temperature Profile for Dip Soldering(Pb-Free)



Note:

- | | | | |
|---|----------|-------------|---|
| 1 | 25 ~ 150 | 60 ~ 90sec; | 1.Preheating:25~150 , Time:60~90sec. |
| 2 | 255±5 | 5±0.5sec; | 2.Peak Temp.:255±5 , Duration:5±0.5sec. |
| 3 | 2 ~ 10 | /sec. | 3. Cooling Speed: 2~10 /sec. |

/ Resistance to Soldering Heat Test Conditions

270±5 10±1 sec. Temp.:270±5 Time:10±1 sec

/ Packaging SPEC.

/ BULK

Package Type	Units					Dimension (unit mm ³)		
	Units/Bag	Bags/Inner Box	Units/Inner Box	Inner Boxes/Outer Box	Units/Outer Box	Bag	Inner Box	Outer Box
TO-220/F	200	10	2,000	5	10,000	135×190	237×172×102	560×245×195

/ TUBE

Package Type	Units	Dimension (unit mm ³)
Units/Tube		