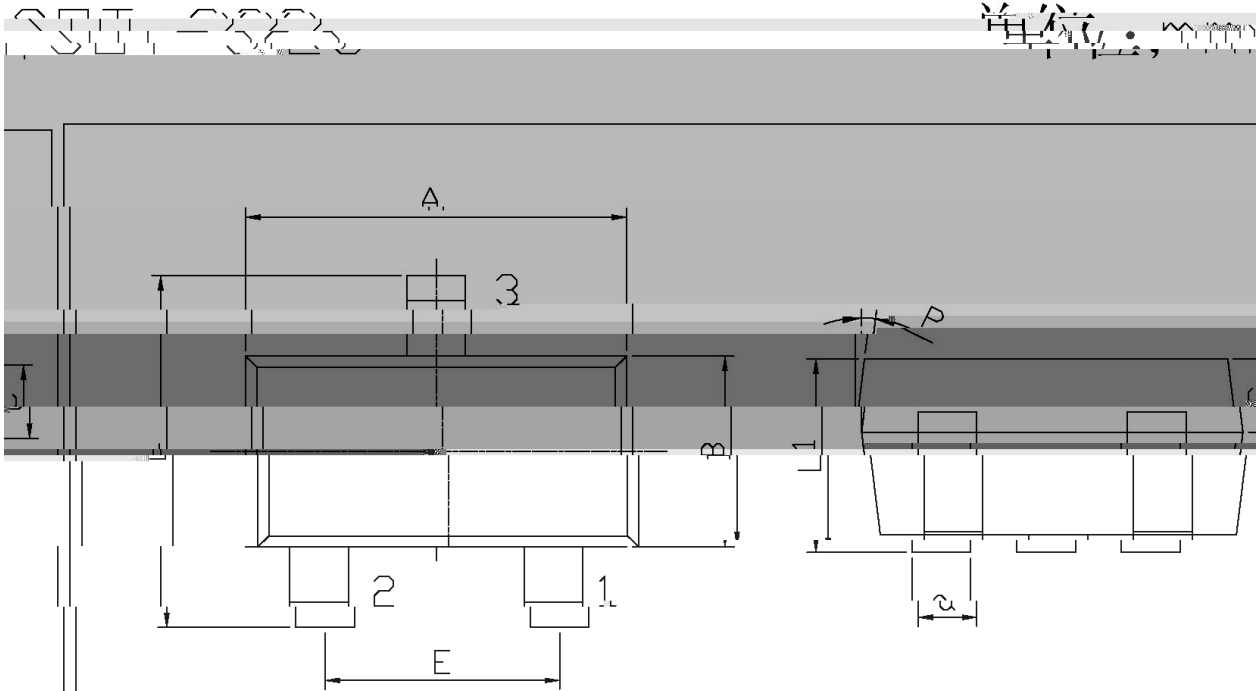


19A
-2016

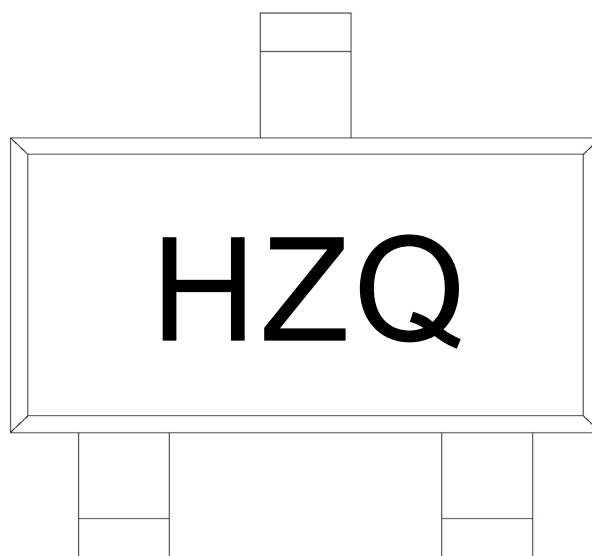
Parameter
to Base Voltage
to Emitter Voltage
o Base Voltage
Current - Continuous
Current – Continuous(Pulse)
Power Dissipation
Junction Temperature
Storage Temperature

/ Package Dimensions



Dimensions In Millimeters			Dimensions In Millimeters		
Symbol	Min	Max	Symbol	Min	Max
A	1.95	2.35	C	0.30	0.50
L	2.00	2.2	1	0.85	1.15
E	1.20	1.40	2	0.20	0.40
R	1.15	1.35	P		7°

/ Marking Instructions



H

Z

Q h_{FE}

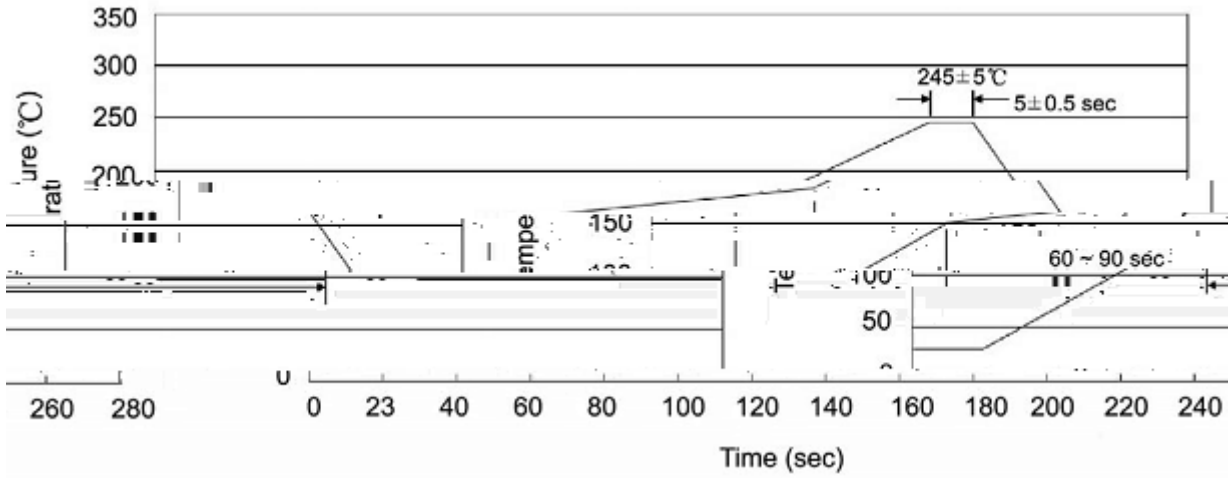
Note:

H: Company Code.

Z: Product Type.

Q: h_{FE} Classifications Symbol

() / K\d g\iXk i\`Gif]`d]fi @ `l \]f n Jf d \i e^ZGS=i\z



Note:

- | | | | | | |
|---|-------|-----|----|-----------|---|
| 1 | 25 | 150 | 60 | 90sec; | 1.Preheating:25~150 , Time:60~90sec. |
| 2 | 245±5 | | | 5±0.5sec; | 2.Peak Temp.:245±5 , Duration:5±0.5sec. |
| 3 | | | 2 | 10 /sec. | 3. Cooling Speed: 2~10 /sec. |

/ Resistance to Soldering Heat Test Conditions

260±5 10±1 sec. Temp.:260±5 Time:10±1 sec

/ Packaging SPEC.

/ REEL

Package Type	Units					Dimension (unit mm ³)		
	Units/Reel	Reels/Inner Box	Units/Inner Box	Inner Boxes/Outer Box	Units/Outer Box	Reel	Inner Box	Outer Box
SOT-323	3,000	10	30,000	6	180,000	7 ×8	180×120×180	390×385×205

/ Notices /