

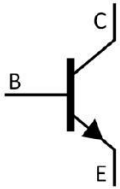
/ Descriptions

TO-220      NPN

/ Features

/ Applications

/ Equivalent Circuit



/ Pinning



/  $h_{FE}$  Classifications & Marking


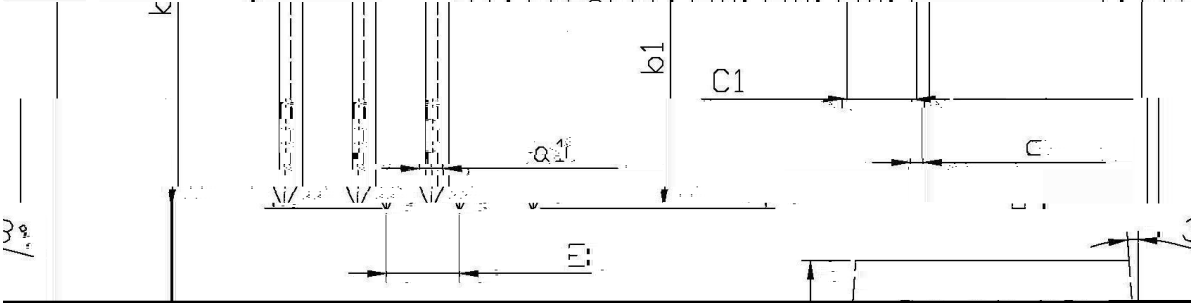
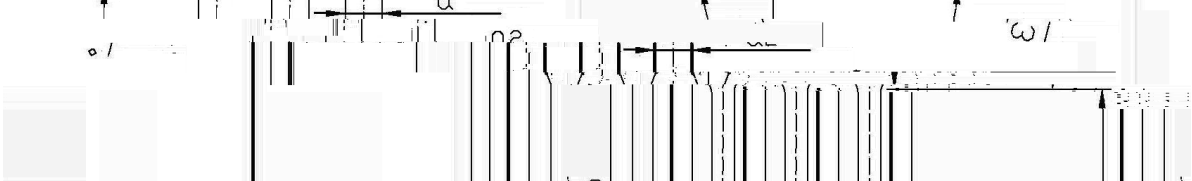

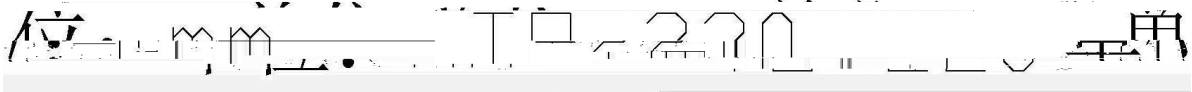


						μ
						μ


**2SC3253**

**DATA SHEET**

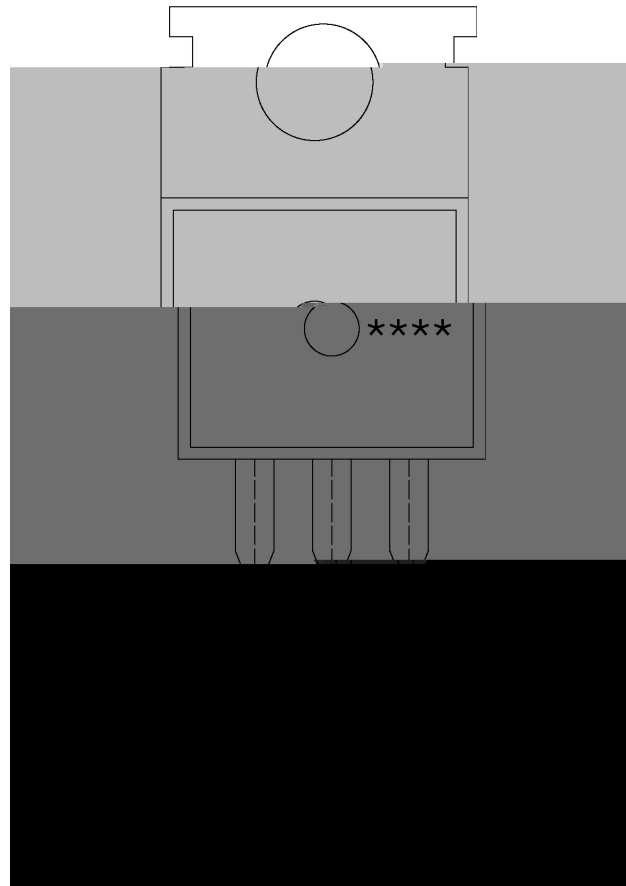
/ Package Dimensions



Dimensions in millimeter (mm)      Dimensions in millimeter (mm)



/ Marking Instructions



BR

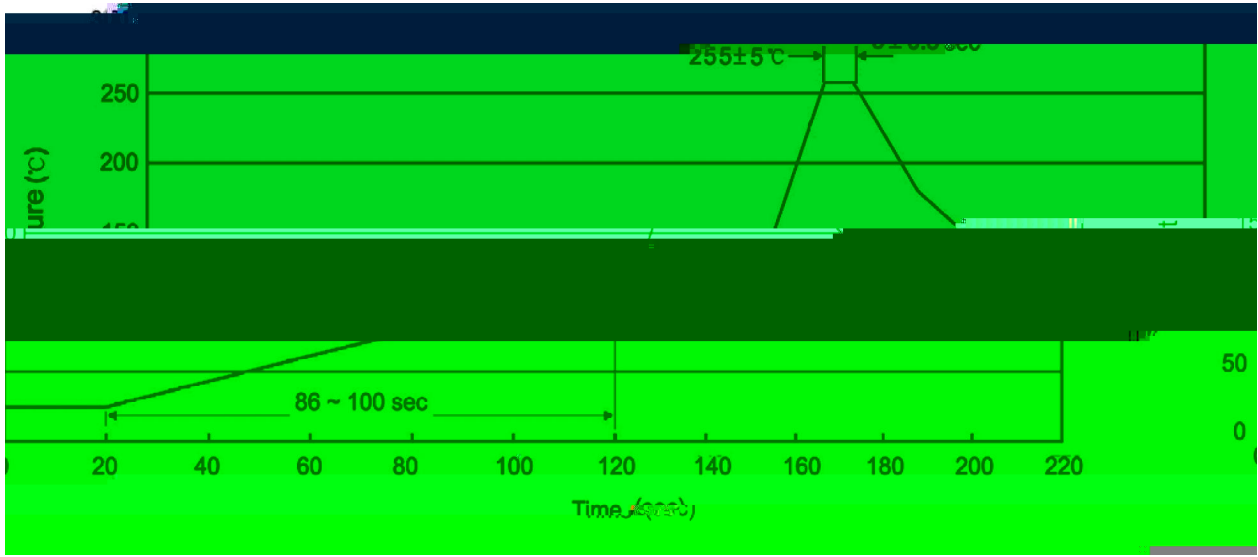
C3253

Q:

$h_{FE}$

\*\*\*\*

( ) / Temperature Profile for Dip Soldering(Pb-Free)



± ± ± ±

/ Resistance to Soldering Heat Test Conditions

± ±

/ Packaging SPEC.

						Bag	Inner Box	Outer Box
	Units/Bag	Bags/Inner Box	Units/Inner Box	Inner Boxes/Outer Box	Units/Outer Box			
TO-220/F	200	10	2,000	5	10,000	135×190	237×172×102	560×245×195

UNSP004# Tx (T)E9479.462 10BT6 64456.1 2800/T13 19479.462 9 -1.2222 1 354.18 269.42 8.162222 TD (T)T13 1922001 5698224.40227.282 0 T0/T12 1 T1.9444 1.2222 TD.0024 TD.