

/ Descriptions

SOT-89 NPN Silicon NPN transistor in a SOT-89 Plastic Package.

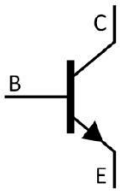
/ Features

2SA1213
Low collector saturation voltage, High speed switching time, small flat package, Complementary to 2SA1213.

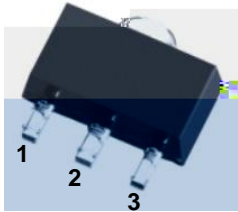
/ Applications

Power amplifier and switching applications.

/ Equivalent Circuit



/ Pinning

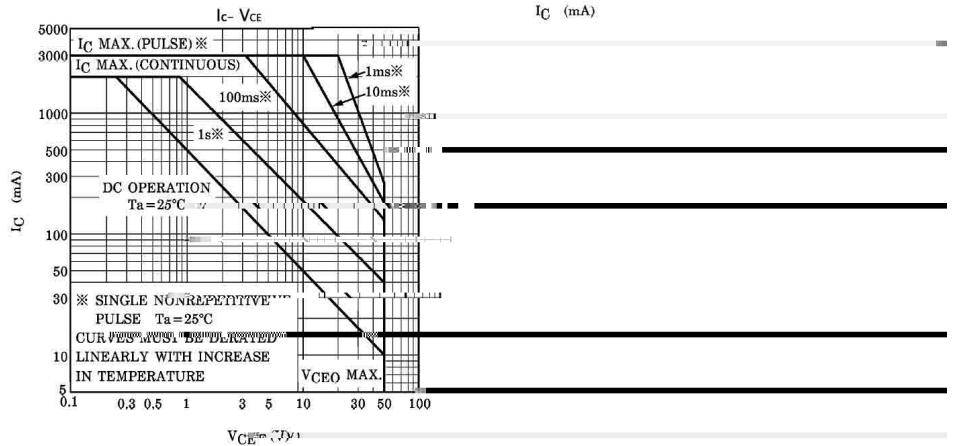
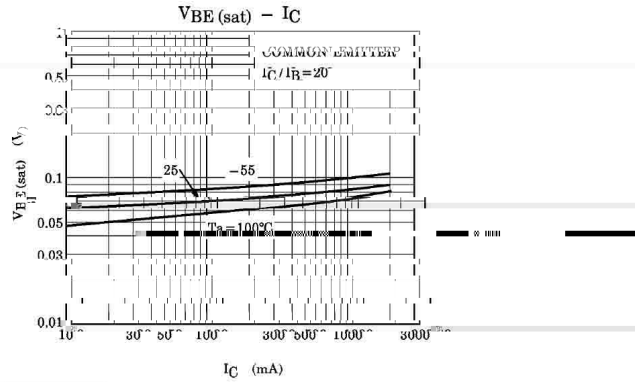
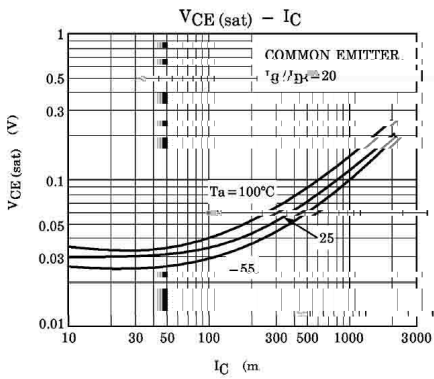
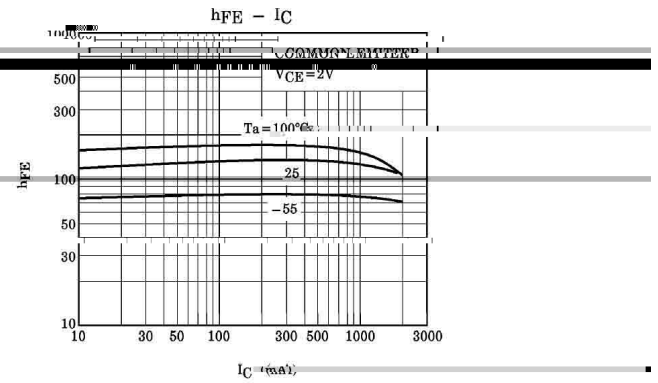
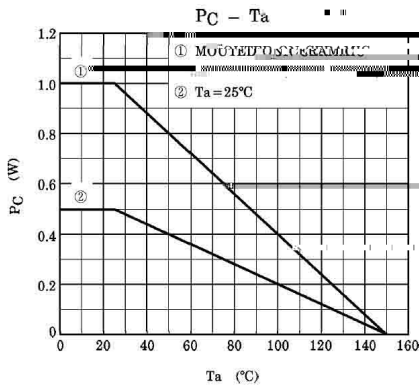
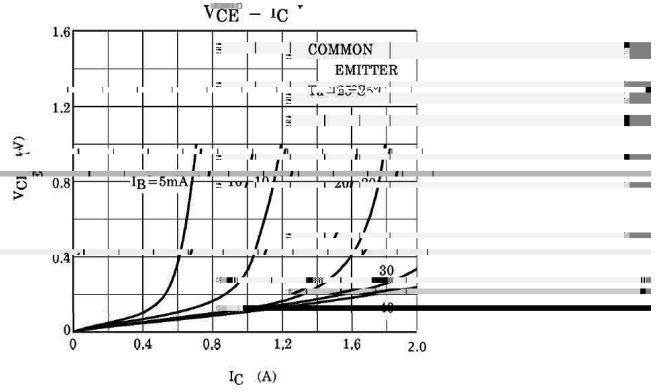
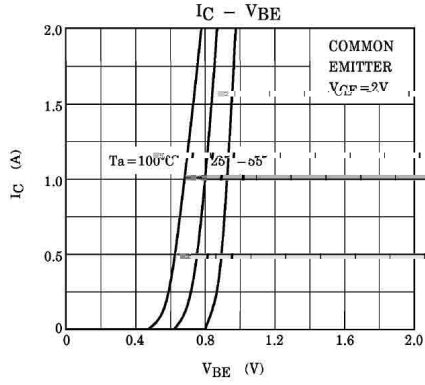


PIN1 Base PIN 2 Collector PIN 3 Emitter


/ Marking

h_{FE} Classifications Symbol	O	Y
h_{FE} Range	70 140	120 240
Marking	HMO * *	HMY * *


/ Electrical Characteristic Curve



/ Package Dimensions



/ Marking Instructions



H

M

O

**

Note:

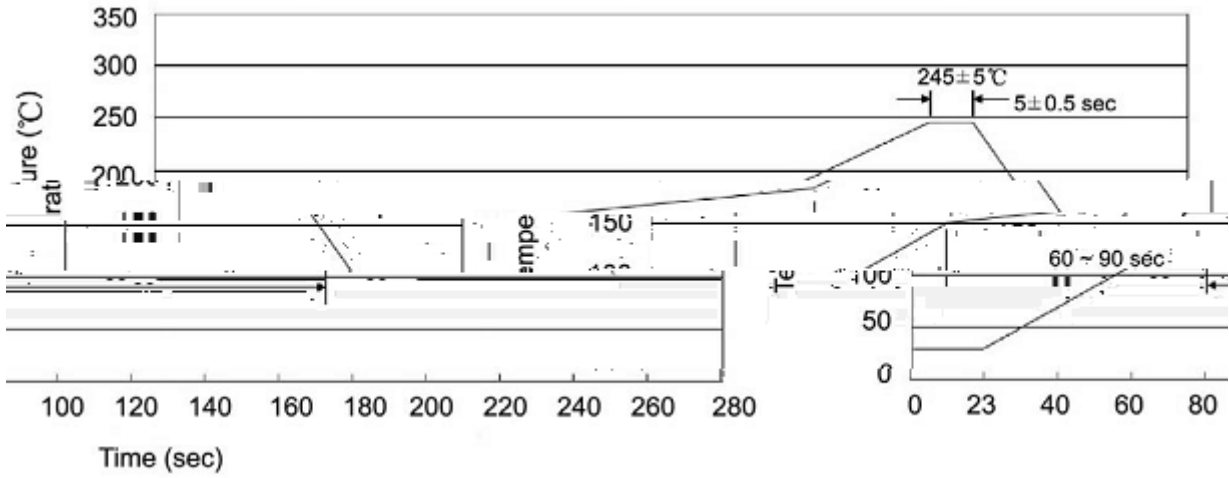
H: Company Code.

M: Product Type.

O h_{FE} Classifications Symbol

** : Lot No. Code, code change with Lot No.

() /



Note:

- | | | | | | |
|---|-------|-----|----|-----------|---|
| 1 | 25 | 150 | 60 | 90sec; | 1.Preheating:25~150 , Time:60~90sec. |
| 2 | 245±5 | | | 5±0.5sec; | 2.Peak Temp.:245±5 , Duration:5±0.5sec. |
| 3 | | | 2 | 10 /sec. | 3. Cooling Speed: 2~10 /sec. |

/ Resistance to Soldering Heat Test Conditions

260±5 10±1 sec. Temp.:260±5 Time:10±1 sec

/ Packaging SPEC.

/ REEL

Package Type	Units					Dimension (unit mm ³)		
	Units/Reel	Reels/Inner Box	Units/Inner Box	Inner Boxes/Outer Box	Units/Outer Box	Reel	Inner Box	Outer Box
SOT-89	1,000	7	7,000	8	56,000	7 ×12	180×120×180	385×257×392

/ Notices