

/ Descriptions

Silicon NPN transistor in a TO-92LM Plastic Package.

/ Features

Low saturation voltage, high speed switching time, complementary to 2SA1020.

/ Applications

Power amplifier and switching applications.

/ Equivalent Circuit



/ Pinning



PIN1 Base PIN 2 Collector PIN 3 Emitter

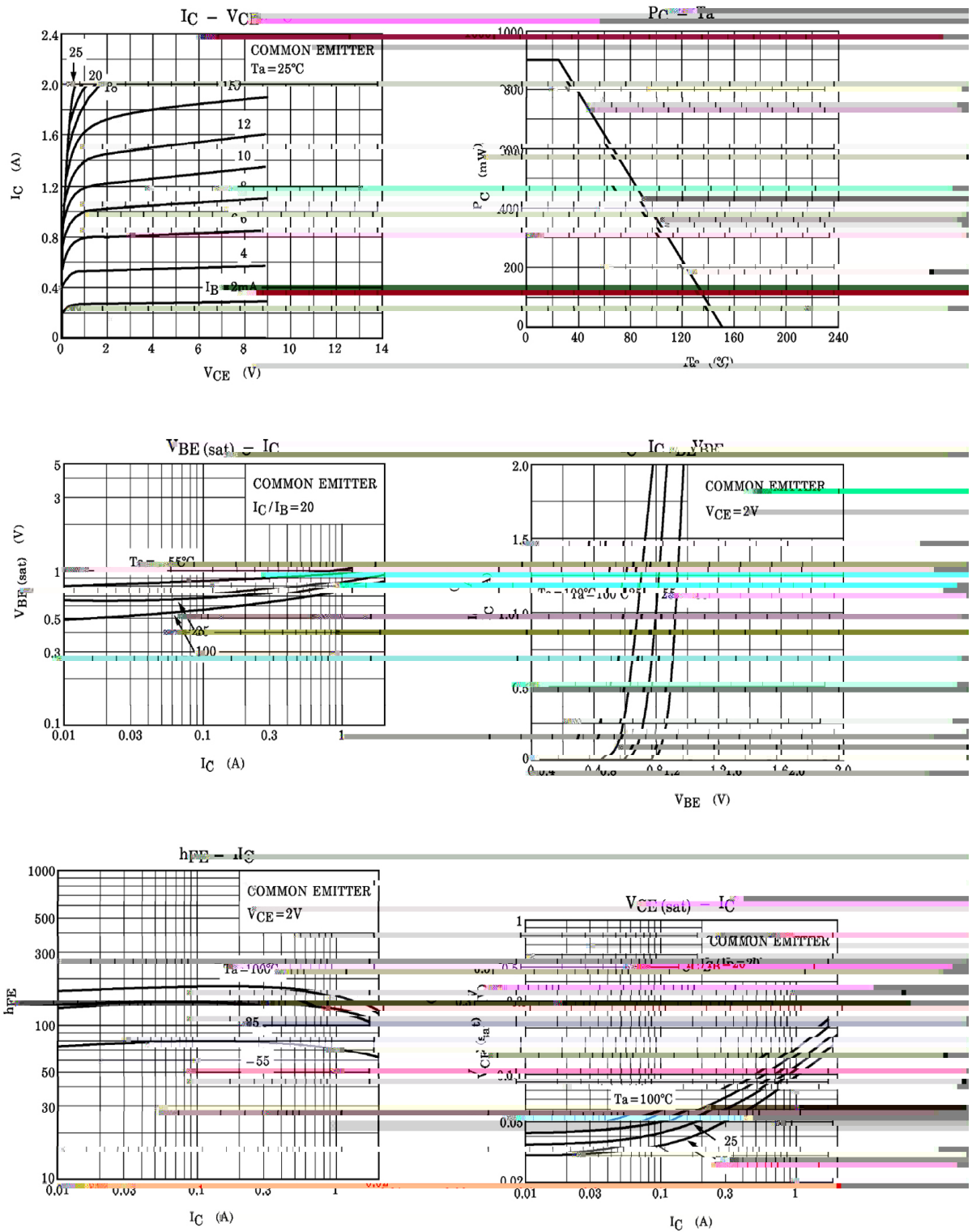
/ h_{FE} Classifications & Marking

h_{FE} Classifications Symbol	O	Y	G
h_{FE} Range	70 140	120 240	200-400

Parameter	Symbol	Rating	Unit
Collector to Base Voltage	V_{CBO}	50	V
Collector to Emitter Voltage	V_{CEO}	50	V
Emitter to Base Voltage	V_{EBO}	5.0	V
Collector Current (DC)	I_C	2.0	A
Collector Power Dissipation	P_C	900	mW
Junction Temperature	T_j	150	
Storage Temperature Range	T_{stg}	-55 150	

Parameter	Symbol	Test Conditions	Min	Typ	Max	Unit
Collector to Emitter Breakdown Voltage	V_{CEO}	$I_C=10mA$ $I_B=0$	50			V
Collector Cut-Off Current	I_{CBO}	$V_{CB}=50V$ $I_E=0$			1.0	A
Emitter Cut-Off Current	I_{EBO}	$V_{EB}=5.0V$ $I_C=0$			1.0	A
DC Current Gain	$h_{FE(1)}$	$V_{CE}=2.0V$ $I_C=0.5A$	70		400	
	$h_{FE(2)}$	$V_{CE}=2.0V$ $I_C=1.5A$	40			
Collector to Emitter Saturation Voltage	$V_{CE(sat)}$	$I_C=1.0A$ $I_B=0.05A$			0.5	V

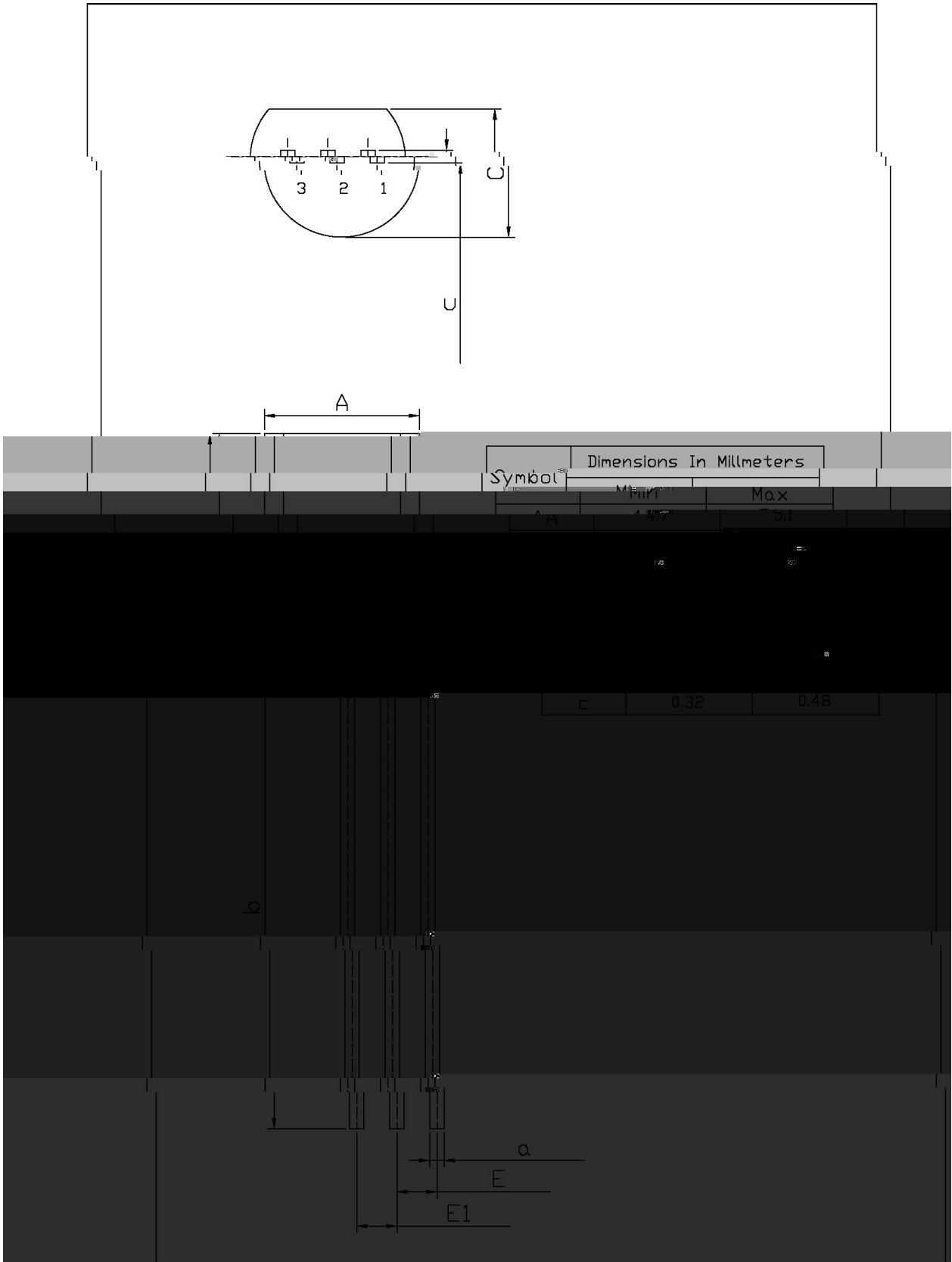
/ Electrical Characteristic Curve



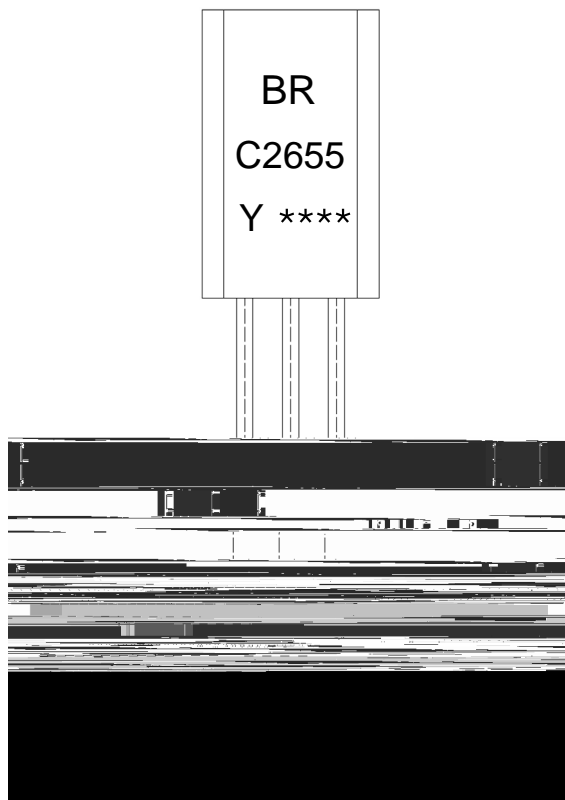
/ Package Dimensions

TO-92LM

Unit: mm



/ Marking Instructions



Note:

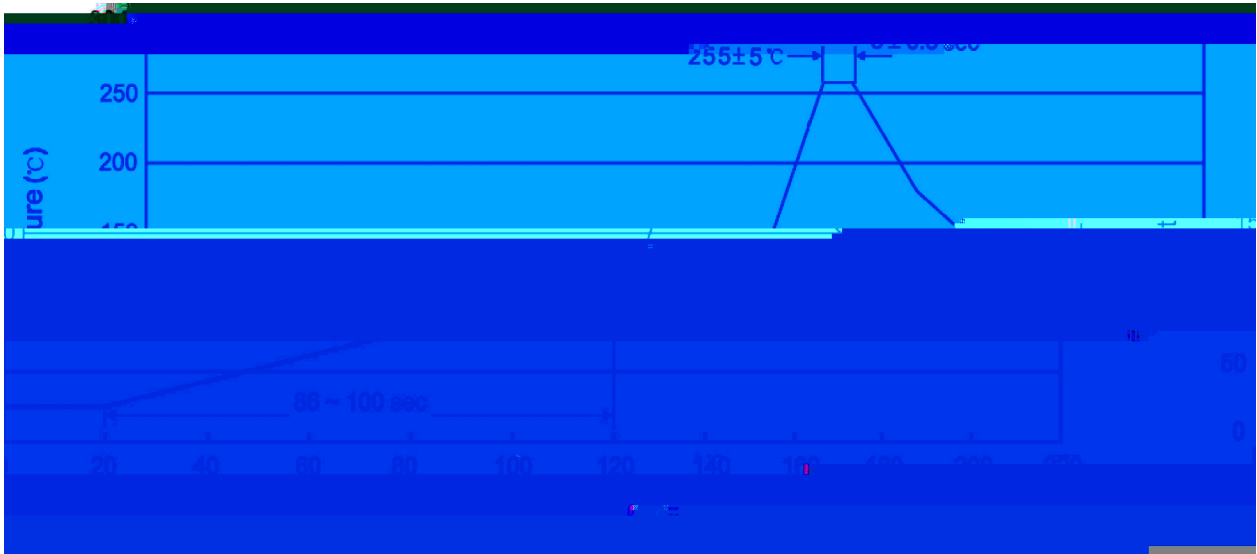
BR: Company Code.

C2655: Product Type.

Y: h_{FE} Classifications Symbol

****: Lot No. Code,code change with Lot No.

() / Temperature Profile for Dip Soldering(Pb-Free)



Note:

- | | | | | | |
|---|-----|-----|----|----------|---|
| 1 | 25 | 150 | 60 | 90sec; | 1.Preheating:25~150 , Time:60~90sec. |
| 2 | 255 | 5 | 5 | 0.5sec; | 2.Peak Temp.:255 5 , Duration:5 0.5sec. |
| 3 | | | 2 | 10 /sec. | 3. Cooling Speed: 2~10 /sec. |

/ Resistance to Soldering Heat Test Conditions

270 5 10 1 sec. Temp.:270±5 Time:10±1 sec

/ Packaging SPEC.

/ BULK

Package Type	Units	Dimension	(unit mm3)
--------------	-------	-----------	------------