

# 2SC1573(A)

Rev.E Mar.-2016

## / Descriptions

TO-92LM          NPN          Silicon NPN transistor in a TO-92LM Plastic Package.

## / Features

$f_T$  , 2SA879(A)  
High  $V_{CE0}$ , high  $f_T$ ; Complementary pair with 2SA879(A).

## / Applications

General amplifier and video frequency output in small screen TV.

## / Equivalent Circuit



## / Pinning



PIN1 Base          PIN 2 Collector          PIN 3 Emitter

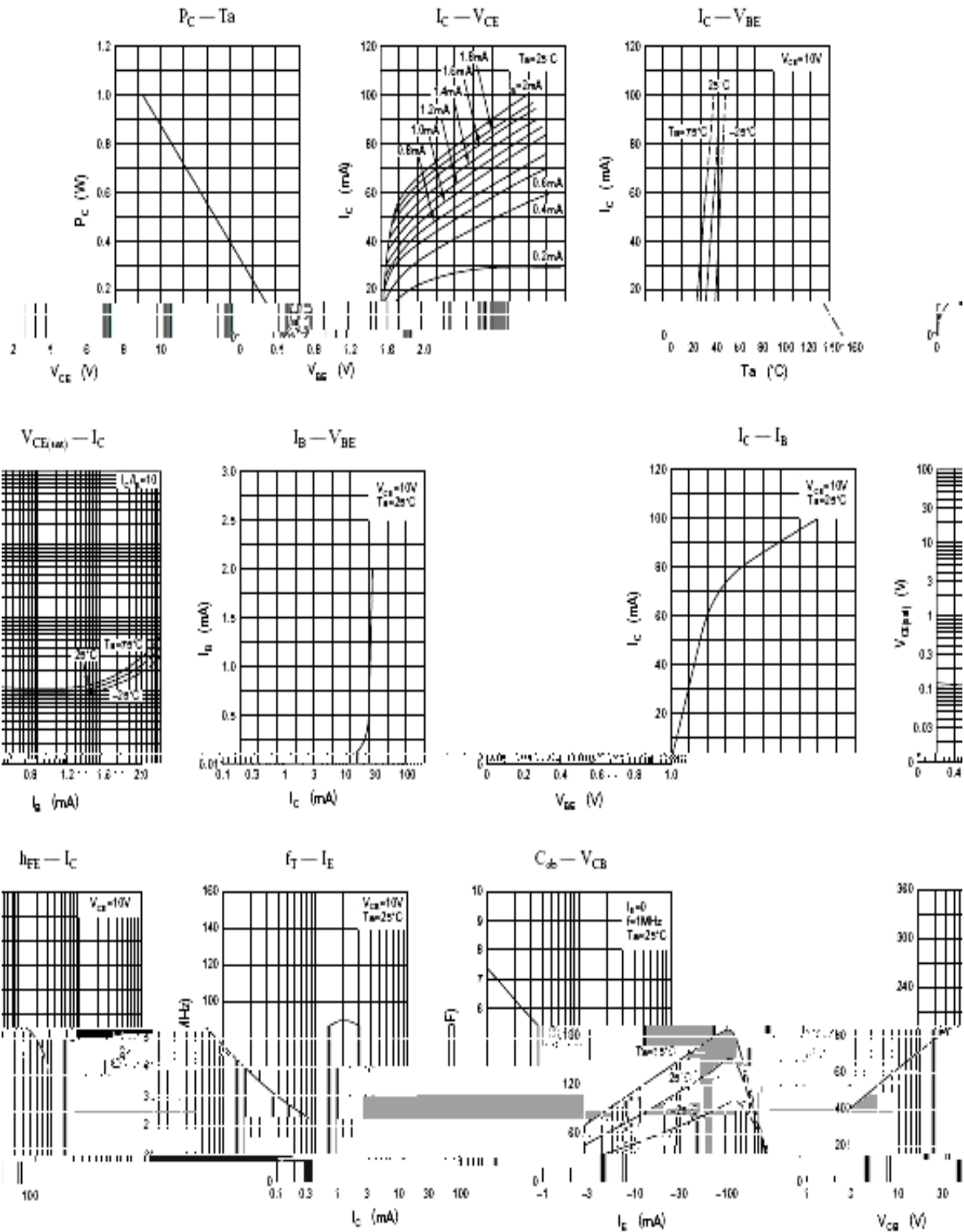
## / $h_{FE}$ Classifications & Marking

$h_{FE}$ Classifications Symbol	P	Q	R
$h_{FE}$ Range	30~100	60~150	100~220

Parameter	Symbol	Rating	Unit	
Collector to Base Voltage	$V_{CBO}$	2SC1573	250	V
		2SC1573A	300	
Collector to Emitter Voltage	$V_{CEO}$	2SC1573	250	V
		2SC1573A	300	
Emitter to Base Voltage	$V_{EBO}$	7.0	V	
Collector Current - Continuous	$I_C$	70	mA	
Collector Current – Continuous(Pulse)	$I_{CP}$	100	mA	
Collector Power Dissipation	$P_C$	1.0	W	
Junction Temperature	$T_j$	150		
Storage Temperature Range	$T_{stg}$	-55 150		

Parameter	Symbol	Test Conditions	Min	Typ	Max	Unit
Collector to Emitter Breakdown Voltage	$V_{CEO}$	$I_C=100\mu A$ $I_B=0$	250			V
			300			
Emitter to Base Breakdown Voltage	$V_{EBO}$	$I_E=1.0\mu A$ $I_C=0$	7.0			V
Collector Cut-Off Current	$I_{CBO}$	$V_{CB}=120V$ $I_E=0$			2.0	$\mu A$
DC Current Gain	$h_{FE}$	$V_{CE}=10V$ $I_C$				

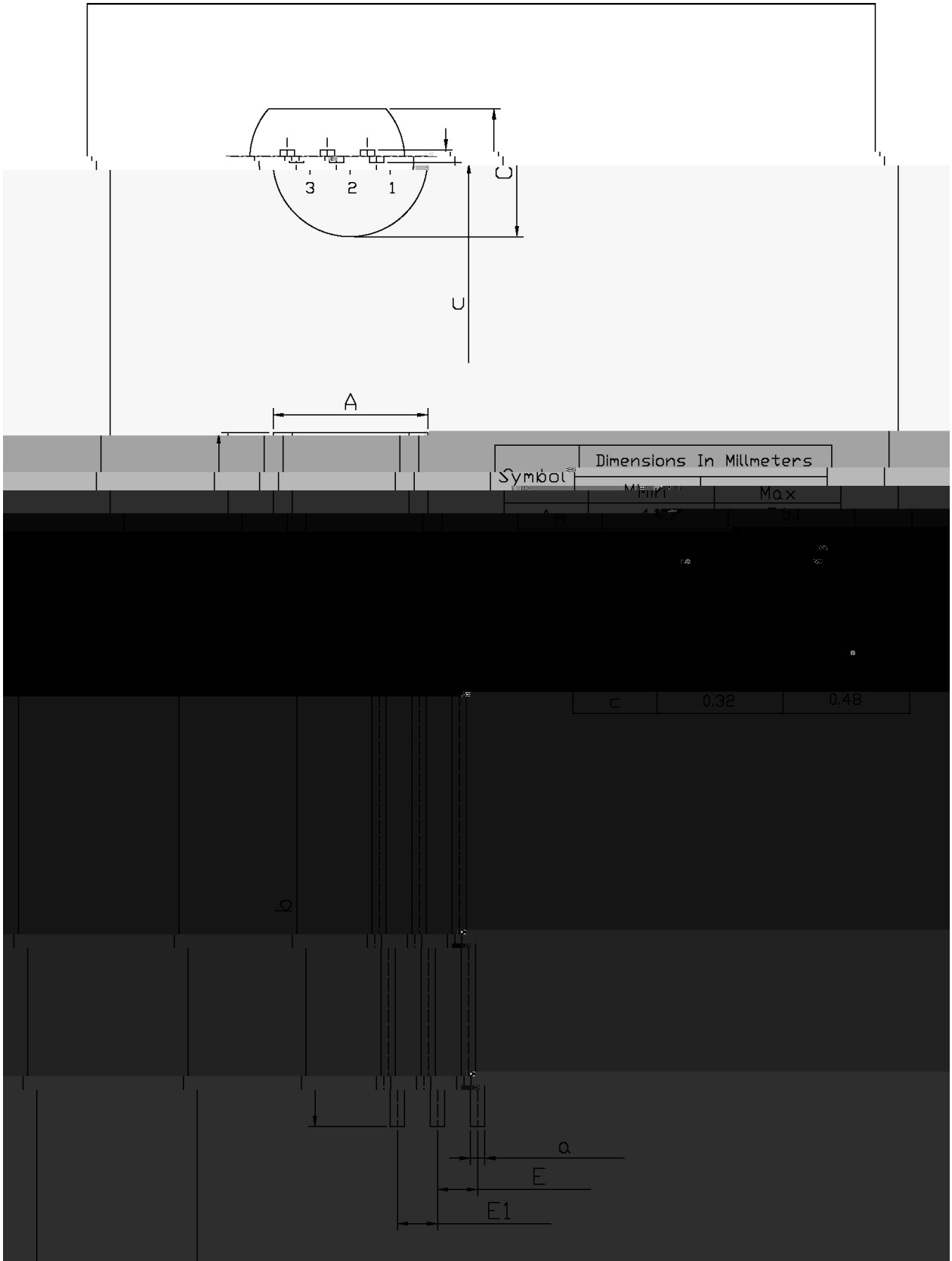
/ Electrical Characteristic Curve



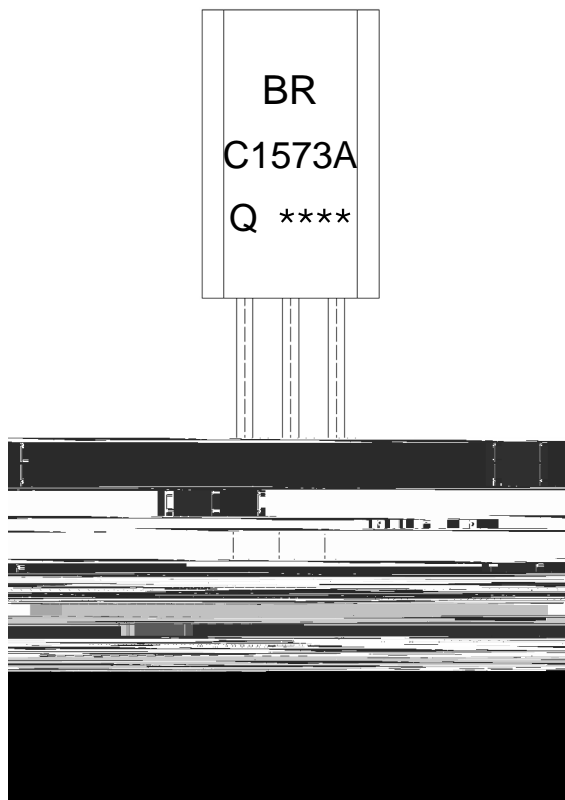
/ Package Dimensions

TO-92LM

Unit: mm



/ Marking Instructions



BR:

C1573A

Q:  $h_{FE}$

\*\*\*\*

Note:

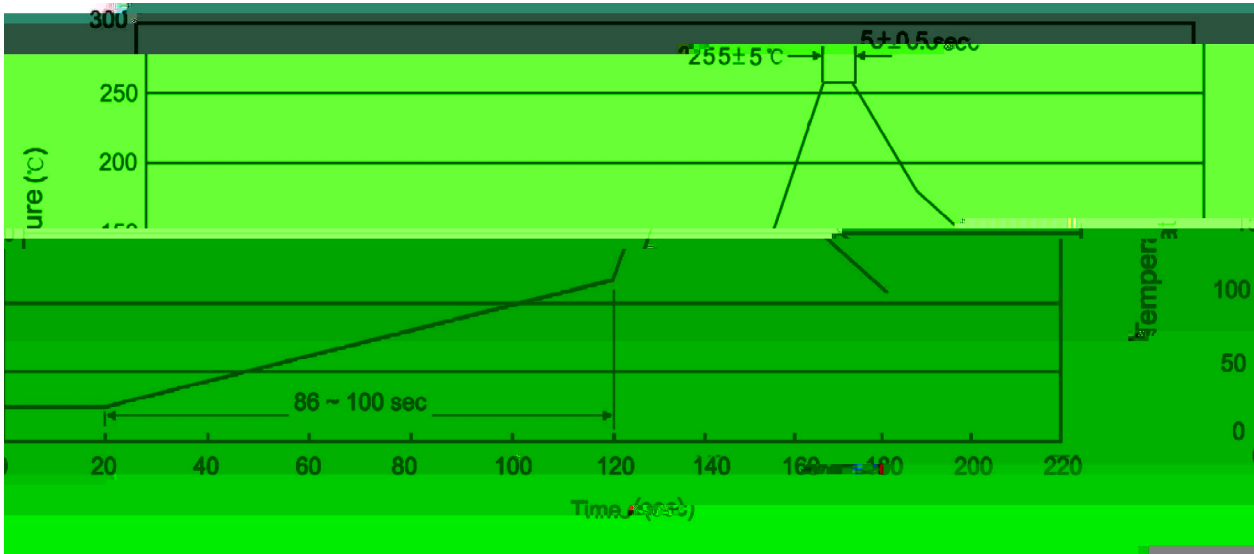
BR: Company Code.

C1573A: Product Type.

Q:  $h_{FE}$  Classifications Symbol

\*\*\*\*: Lot No. Code,code change with Lot No.

( ) / Temperature Profile for Dip Soldering(Pb-Free)



Note:

- |   |       |     |           |          |   |
|---|-------|-----|-----------|----------|---|
| 1 | 25    | 150 | 60        | 90sec;   | 1.Preheating:25~150 , Time:60~90sec.    |
| 2 | 255±5 |     | 5±0.5sec; |          | 2.Peak Temp.:255±5 , Duration:5±0.5sec. |
| 3 |       |     | 2         | 10 /sec. | 3. Cooling Speed: 2~10 /sec.            |

/ Resistance to Soldering Heat Test Conditions

270±5                      10±1 sec.                      Temp.:270±5                      Time:10±1 sec

/ Packaging SPEC.

/ BULK

Package Type	Units					Dimension		(unit mm3)
	Units/Bag	Bags/Inner Box	Units/Inner Box	Inner Boxes/Outer Box	Units/Outer Box	Bag	Inner Box	