

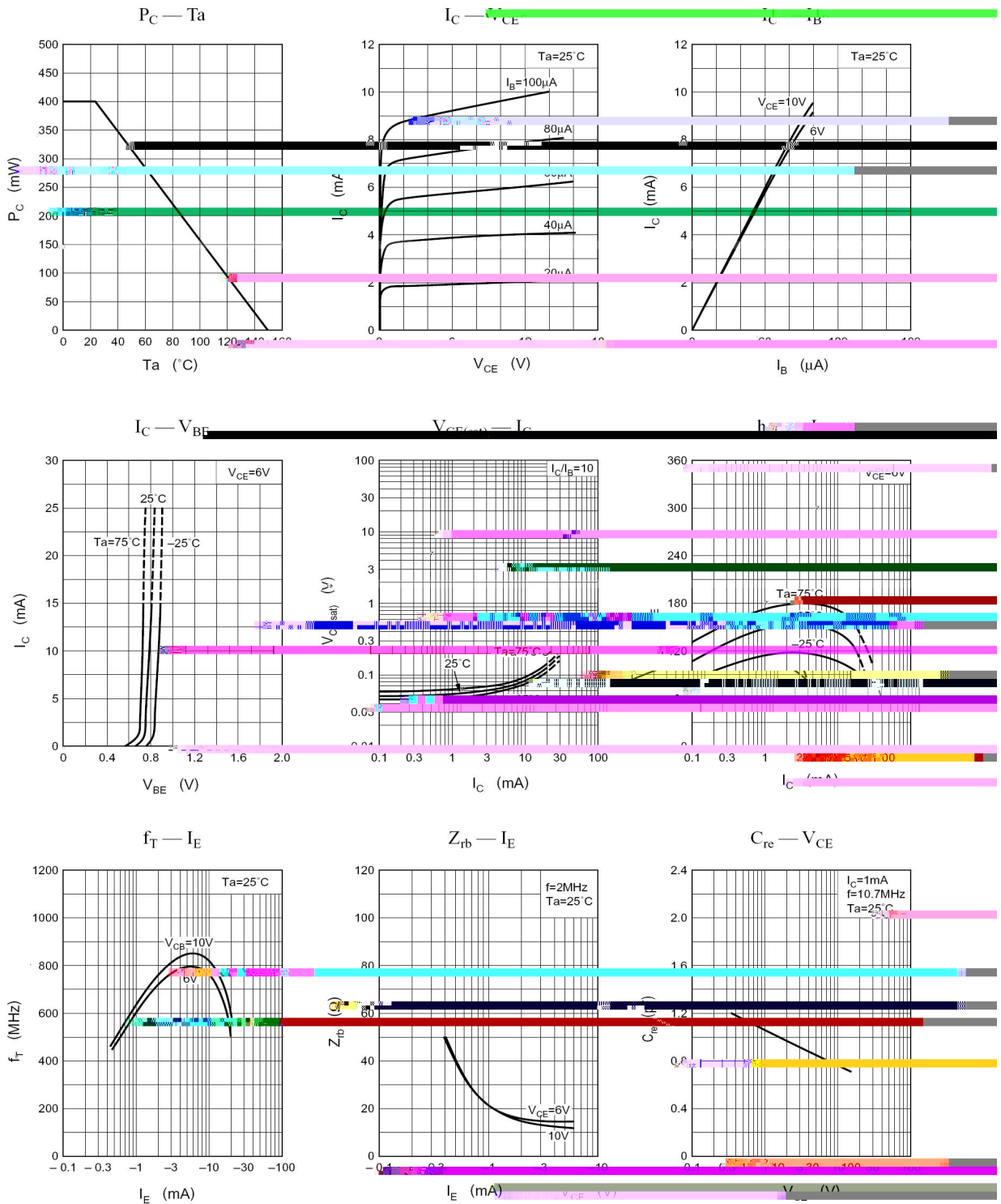
**2SC1047**  
Rev.E Mar.-2016

KF \$0)      E GE '

Parameter	Symbol	Rating	Unit
Collector to Base Voltage	$V_{CBO}$	30	V
Collector to Emitter Voltage	$V_{CEO}$	20	V
Emitter to Base Voltage	$V_{EBO}$	3	V
Collector Current - Continuous	$I_C$	20	mA
Collector Power Dissipation	$P_C$	400	mW
Junction Temperature	$T_j$	150	
Storage Temperature Range	$T_{stg}$	-55 150	

Parameter	Symbol	Test Conditions	Min	Typ	Max	Unit
Collector to Base Voltage (Open Base)	$V_{CBO}$					

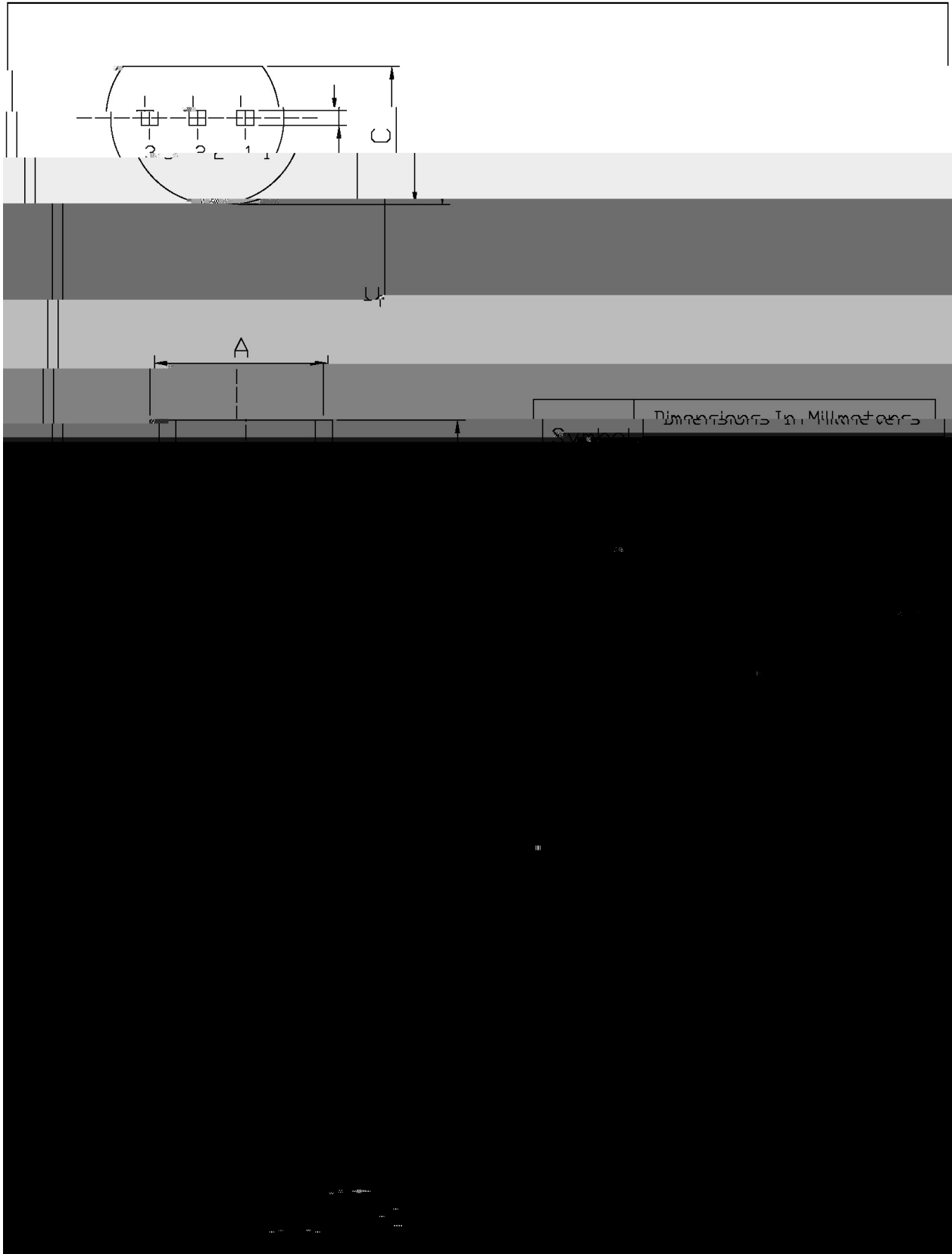
/ Electrical Characteristic Curve



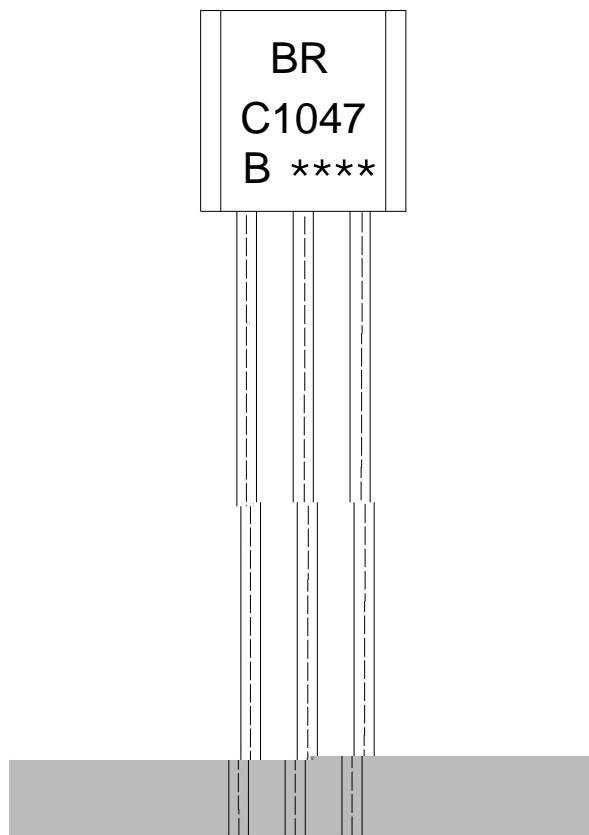
/ Package Dimensions

T0-92

Unit: mm



/ Marking Instructions



91 1  
: ( +  
91  $h_{FE}$   
!!!!

Note:


BR: Company Code.

C1047: Product Type.

B:  $h_{FE}$  Classifications Symbol

\*\*\*\*: Lot No. Code,code change with Lot No.

**( ) / Temperature Profile for Dip Soldering(Pb-Free)**



**Note:**

- |   |        |     |            |        |   |
|---|--------|-----|------------|--------|---|
| 1 | 25     | 150 | 60         | 90sec; | 1.Preheating:25~150 , Time:60~90sec.      |
| 2 | 255..5 |     | 5..0.5sec; |        | 2.Peak Temp.:255..5 , Duration:5..0.5sec. |
| 3 |        | 2   | 10         | /sec.  | 3. Cooling Speed: 2~10 /sec.              |

**/ Resistance to Soldering Heat Test Conditions**

270..5                      10..1 sec.                      Temp:270±5                      Time:10±1 sec

**/ Packaging SPEC.**

**/ BULK**

Package Type	Units					Dimension (unit mm3)		
	Units/Bag /	Bags/Inner Box /	Units/Inner Box /	Inner Boxes/Outer Box /	Units/Outer Box /	Bag	Inner Box	Outer Box
TO-92	1,000	10	10,000	5	50,000	135×190	237×172×102	560×245×195
	1,000	10	10,000	10	100,000	135×190	237×172×102	560×245×375

**/ AMMO**

Package Type	Units					Dimension (unit mm3)	
	Units/tape /	Tape/Inner Box /	Rows/Inner Box /	Inner Boxes/Outer Box /	Units/Outer Box /	Inner Box	Outer Box
TO-92	3,000	1	120	10	30,000	328×230×42	480×346×235 547×407×268

**/ Notices**