



Parameter	Symbol	Rating	Unit
Collector to Base Voltage	V_{CBO}	-70	V
Collector to Emitter Voltage	V_{CEO}	-50	V
Emitter to Base Voltage	V_{EBO}	-5.0	V
Collector Current - Continuous	I_C	-4.0	A
Base Current - Continuous	I_{CP}	-8.0	A
Collector Power Dissipation	$P_C(T_C=25^\circ\text{C})$	40	W
Junction Temperature	T_j	150	
Storage Temperature Range	T_{stg}	-55 150	

Parameter	Symbol	Test Conditions	Min	Typ	Max	Unit
Collector to Base Breakdown Voltage	V_{CBO}	$I_C=-10\text{ A}$ $I_E=0$	-70			V
Collector to Emitter Breakdown Voltage	V_{CEO}	$I_C=-50\text{mA}$ $I_B=0$	-50			V
Emitter to Base Breakdown Voltage	V_{EBO}	$I_E=-10\text{ A}$ $I_C=0$	-5.0			V
Collector Cut-Off Current	I_{CBO}	$V_{CB}=-50\text{V}$ $I_E=0$			-1.0	A
DC Current Gain	$h_{FE(1)^*}$	$V_{CE}=-4.0\text{V}$ $I_C=-1.0\text{A}^*$	60		320	
	$h_{FE(2)^*}$	$V_{CE}=-4.0\text{V}$ $I_C=-0.1\text{A}^*$	35			
Collector to Emitter Saturation Voltage*	$V_{CE(sat)^*}$	$I_C=-2.0\text{A}$ $I_B=-0.2\text{A}^*$			-1.0	V
Base to Emitter Voltage*	V_{BE}^*	$V_{CE}=-4.0\text{V}$ $I_C=-1.0\text{A}^*$			-1.0	V
Transition Frequency*	f_T^*	$V_{CE}=-4.0\text{V}$ $I_C=-0.5\text{A}^*$				

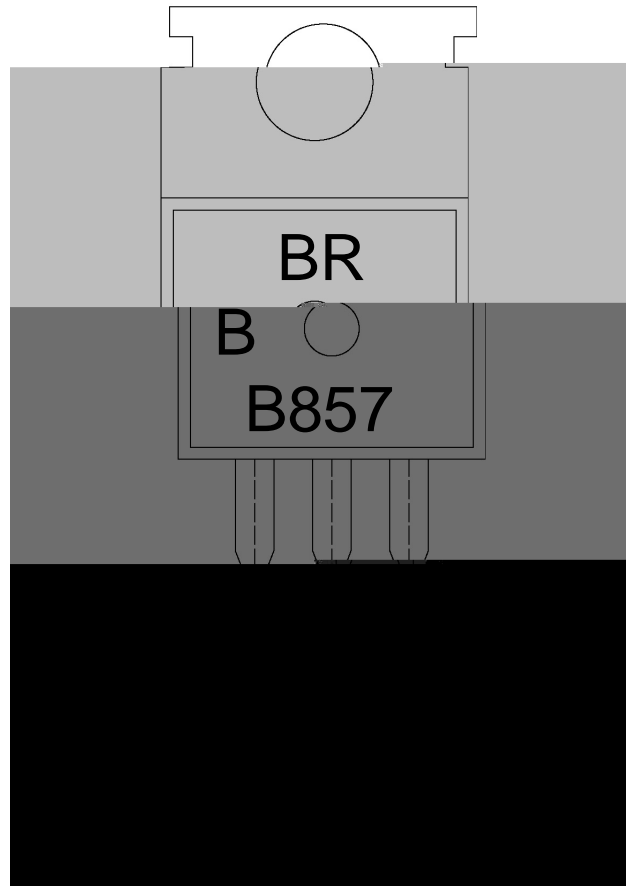
/ Electrical Characteristic Curve



/ Package Dimensions

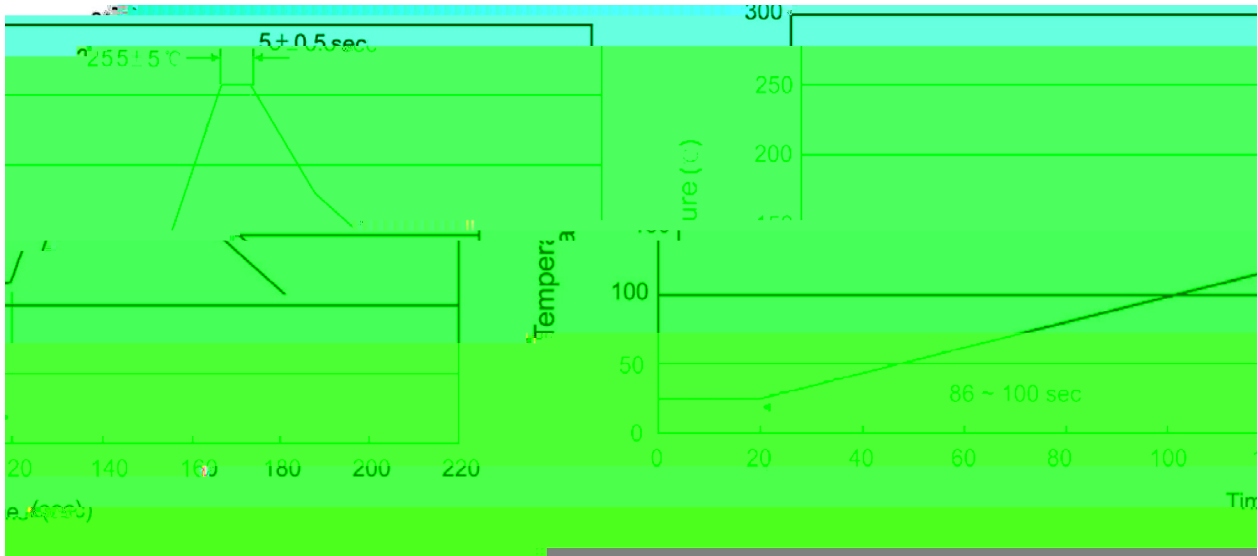


/ Marking Instructions



- 9|
- 9/
- 91
- !!!!
- Note:
- BR: Company Code
- B857: Product Type.
- B: h_{FE} Classifications Symbol
- ****: Lot No. Code, code change with Lot No.

() / Temperature Profile for Dip Soldering(Pb-Free)



Note:

- | | | | | | |
|---|--------|-----|------------|----------|---|
| 1 | 25 | 150 | 60 | 90sec; | 1.Preheating:25~150 , Time:60~90sec. |
| 2 | 255..5 | | 5..0.5sec; | | 2.Peak Temp.:255..5 , Duration:5..0.5sec. |
| 3 | | | 2 | 10 /sec. | 3. Cooling Speed: 2~10 /sec. |

/ Resistance to Soldering Heat Test Conditions

270..5 10..1 sec. Temp.:270±5 Time:10±1 sec

/ Packaging SPEC.

/ BULK

Package Type 封装形式	Units 包装数量	Dimension 包装尺寸 (unit: mm ³)
只袋	只盒	只盒