

/ Descriptions

TO-252 PNP Silicon PNP transistor in a TO-252 Plastic Package.

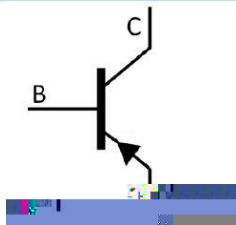
/ Features

β , h_{FE}
Low saturation voltage, excellent h_{FE} linearity and high h_{FE} , Halogen-free Product.

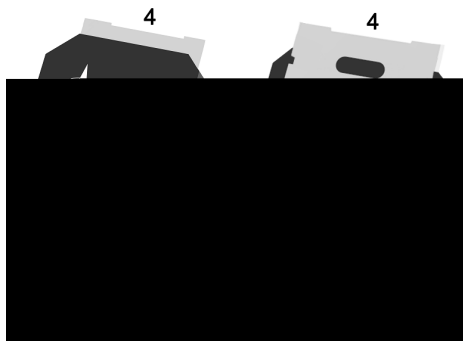
/ Applications

3
Output stage of 3 watts audio amplifier, voltage regulator, DC-DC converter and relay driver.

/ Equivalent Circuit



/ Pinning



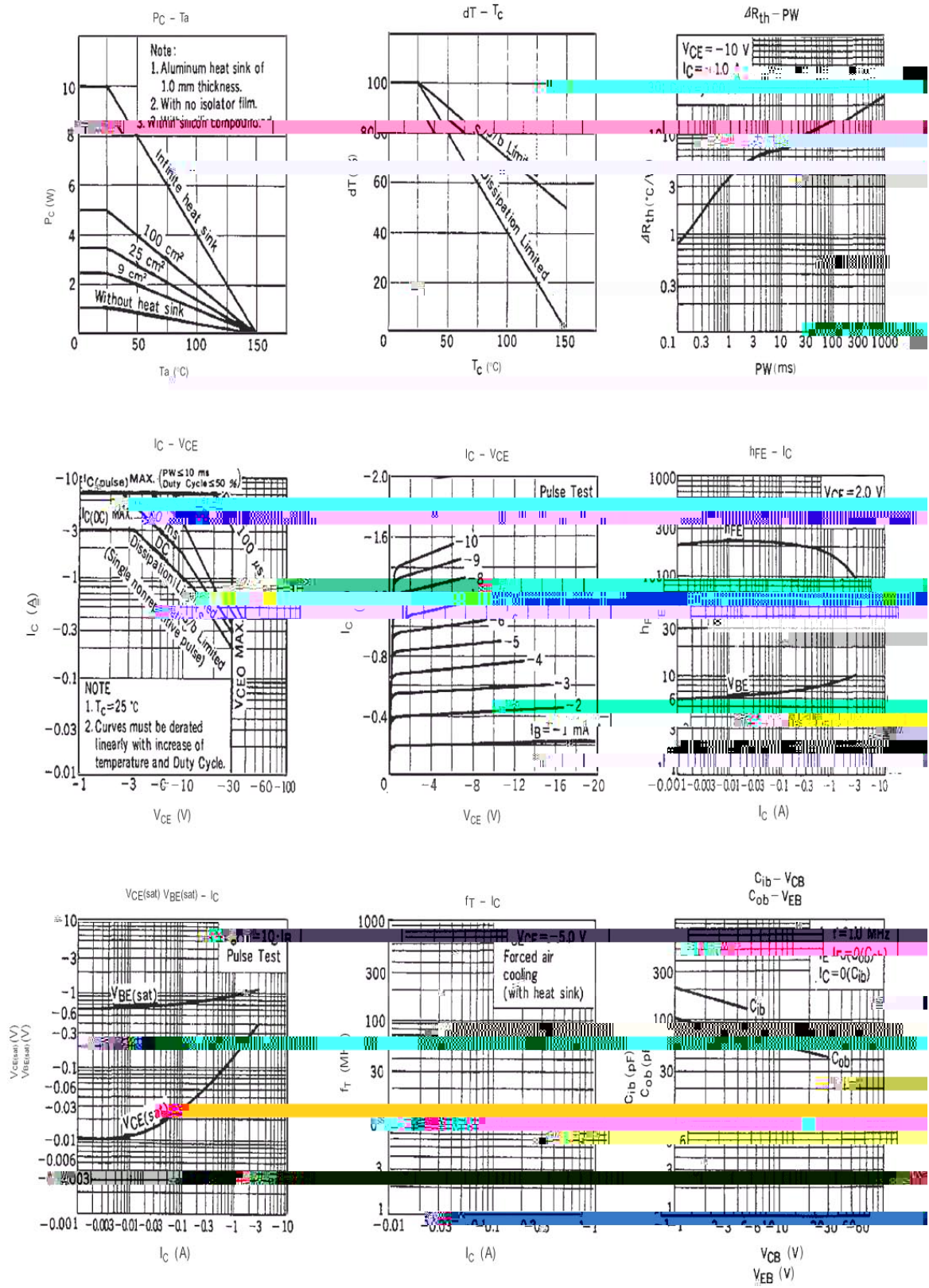
PIN1 Base PIN 2,4 Collector PIN 3 Emitter

/ h_{FE} Classifications & Marking

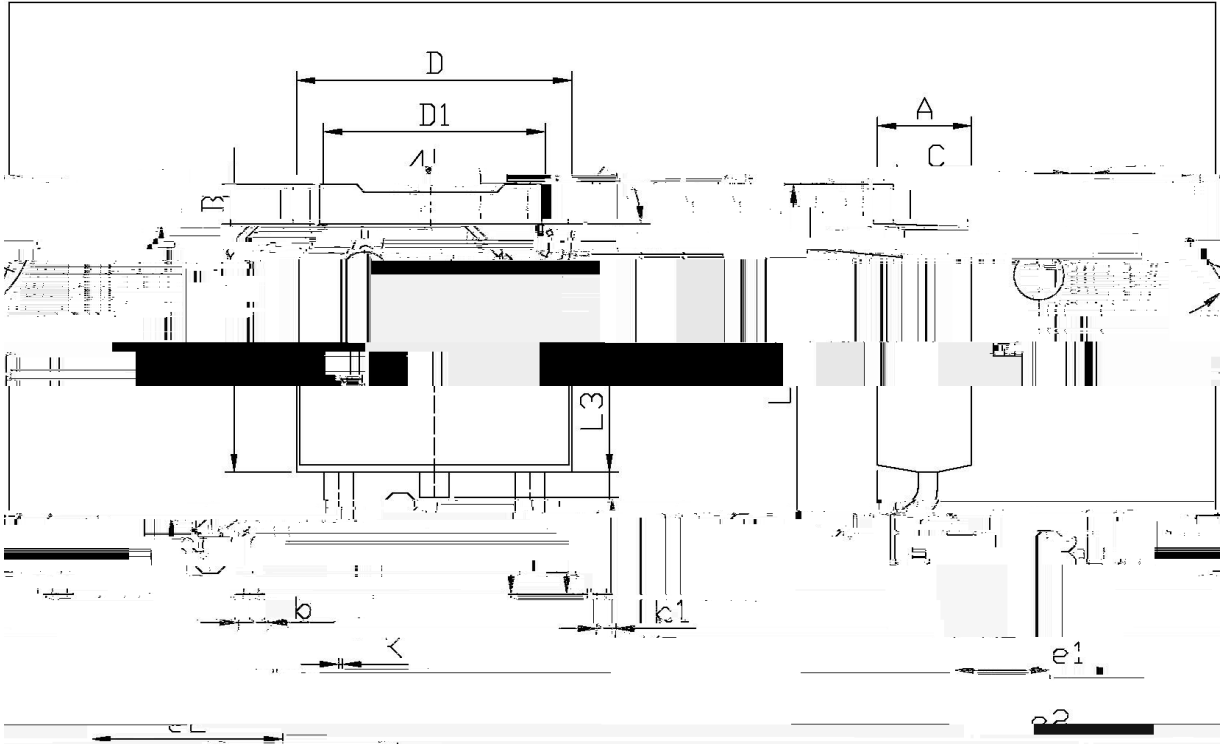
h_{FE} Classifications Symbol	R	Q	P	E
h_{FE} Range	60 120	100 200	160 320	200 400

Parameter	Symbol	Rating	Unit
Collector to Base Voltage	V_{CBO}	-40	V
Collector to Emitter Voltage	V_{CEO}	-30	V
Emitter to Base Voltage	V_{EBO}	-5.0	V
Collector Current - Continuous	I_C	-3.0	A
Collector Power Dissipation	P_C	1.0	W
	$P_C(T_C=25 \text{ }^\circ\text{C})$	10	W
Junction Temperature	T_j	150	
Storage Temperature Range	T_{stg}	-55 150	

/ Electrical Characteristic Curve



/ Package Dimensions

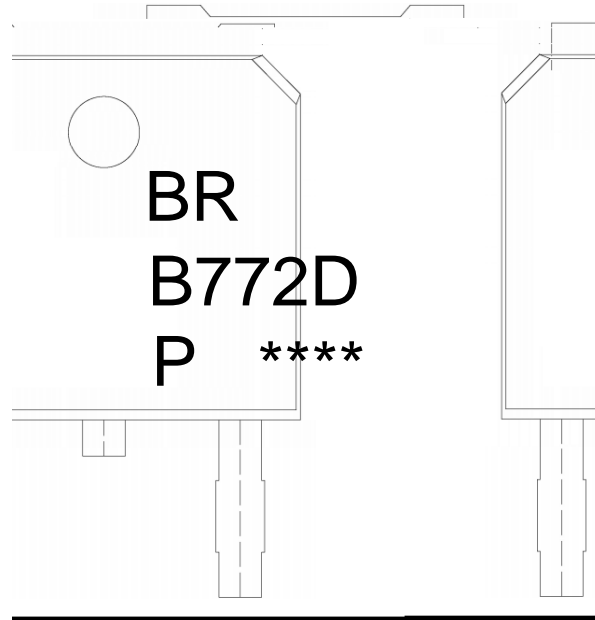


单位: mm

Dimensions	Millimeters		Inches	
	Min	Max	Min	Max
B	0.95	1.25	2.24	2.34
b	0.30	0.90	4.73	4.33
b1	0.25	0.55	9.85	10.35
L3	0.15	0.55	1.91	1.40
ϕ	0.10	0.10	0.00	0.00
D1	5.10	5.50	0.20	0.22

T0-252

/ Marking Instructions



BR

B772D

P: h_{FE}

Note:

BR: Company Code

B772D: Product Type

P: h_{FE} Classifications Symbol

****: Lot No. Code, code change with Lot No.

2SB772D
Rev.G Nov.-2025