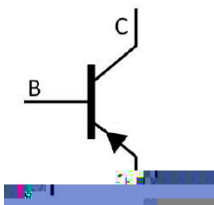


/ Descriptions

TO-92 PNP Silicon PNP transistor in a TO-92 Plastic Package.

h_{FE}
High h_{FE} .

General amplifier application.



PIN1 Base PIN 2 Collector PIN 3 Emitter

/ h_{FE} Classifications & Marking

/ Absolute Maximum Ratings(Ta=25)

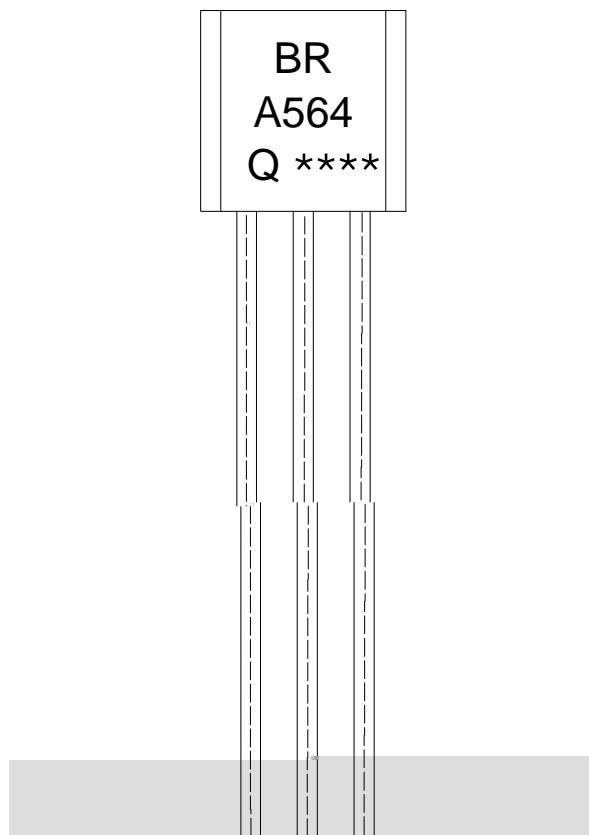
Parameter	Symbol	Rating	Unit	
Collector to Base Voltage	V _{CBO}	2SA564	-25	V
		2SA564A	-45	
Collector to Emitter Voltage	V _{CEO}	2SA564	-25	V
		2SA564A	-45	
Emitter to Base Voltage	V _{EBO}	-7.0	V	
Collector Current - Continuous	I _C	-100	mA	
Collector Current – Continuous(Pulse)	I _{CP}	-200	mA	
Collector Power Dissipation	P _C	400	mW	
Junction Temperature	T _j	150		
Storage Temperature Range	T _{stg}	-55 150		

/ Electrical Characteristics(Ta=25)

Parameter	Symbol	Test Conditions	Min	Typ	Max	Unit
Collector Cut-Off Current	I _{CBO}	V _{CB} =-10V I _E =0		-0.001	-1.0	μA
Collector Cut-Off Current	I _{CEO}	V _{CE} =-10V I _B =0			-10	μA
Collector to Base Breakdown Voltage	V _{CBO}	I _C =-10uA I _E =0	-25			V
			-45			
Collector to Emitter Breakdown Voltage	V _{CEO}	I _C =-10uA I _E =0	-25			V
			-45			
Emitter to Base Breakdown Voltage	V _{EBO}	I _E =-10μA I _C =0	-5.0			V
DC Current Gain	h _{FE}	V _{CE} =-10V I _C =-2.0mA	130	250	520	
Collector to Emitter Saturation Voltage	V _{CE(sat)}	I _C =-100mA I _B =-10mA		-0.3		V
Output capacitance	C _{ob}	V _{CB} =-10V f=1.0MHz I _E =0		3.5		pF

2SA564(A)
Rev.E Mar.-2016

/ Marking Instructions



BR:

A564

Q: h_{FE}

Note:

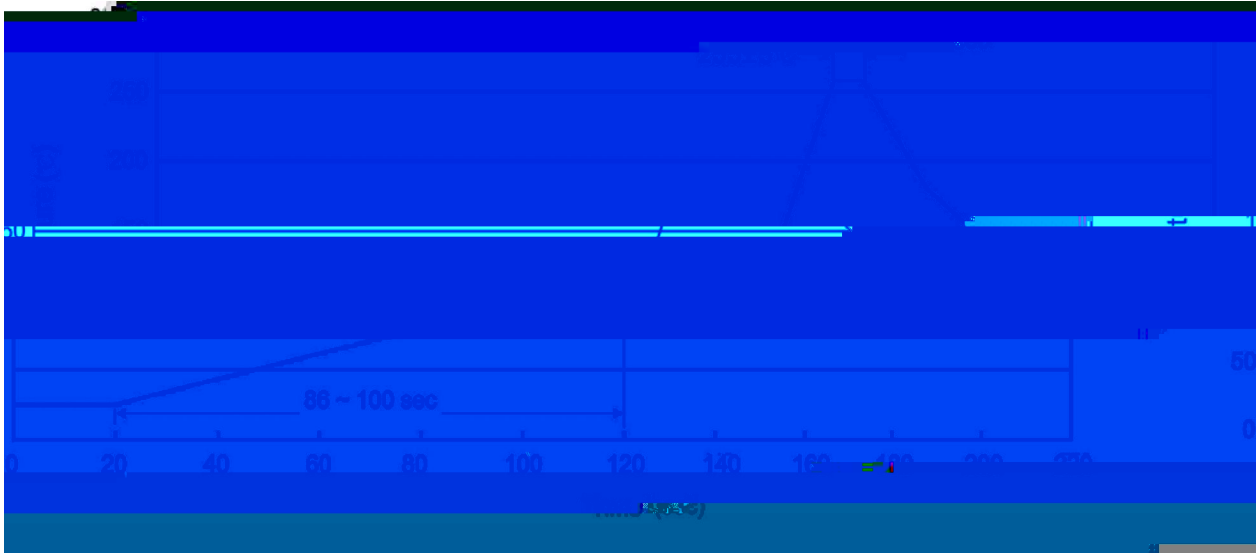
BR: Company Code.

A564: Product Type.

Q: h_{FE} Classifications Symbol

****: Lot No. Code, code change with Lot No.

() / Temperature Profile for Dip Soldering(Pb-Free)



Note:

- | | | | | | |
|---|-------|-----|-----------|--------|---|
| 1 | 25 | 150 | 60 | 90sec; | 1.Preheating:25~150 , Time:60~90sec. |
| 2 | 255±5 | | 5±0.5sec; | | 2.Peak Temp.:255±5 , Duration:5±0.5sec. |
| 3 | | 2 | 10 | /sec. | 3. Cooling Speed: 2~10 /sec. |

/ Resistance to Soldering Heat Test Conditions

270±5 10±1 sec. Temp:270±5 Time:10±1 sec

/ Packaging SPEC.

/ BULK

Package Type	Units					Dimension (unit mm3)		
	Units/Bag /	Bags/Inner Box /	Units/Inner Box /	Inner Boxes/Outer Box /	Units/Outer Box /	Bag	Inner Box	Outer Box
TO-92	1,000	10	10,000	5	50,000	135×190	237×172×102	560×245×195
	1,000	10	10,000	10	100,000	135×190	237×172×102	560×245×375

/ AMMO

Package Type	Units					Dimension (unit mm3)	
	Units/tape /	Tape/Inner Box /	Rows/Inner Box /	Inner Boxes/Outer Box /	Units/Outer Box /	Inner Box	Outer Box
TO-92	3,000	1	120	10	30,000	328×230×42	480×346×235 547×407×268

/ Notices