

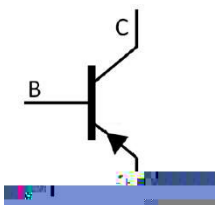
2SA1201G
Rev.E Mar.-2016

SOT-89

PNP

Silicon PNP transistor in a SOT-89 Plastic Package.

High f_T , high V_{CE0} , , 2SC2881G



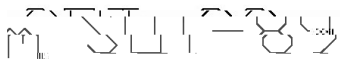
Parameter	Symbol	Rating	Unit
Collector to Base Voltage	V_{CBO}	-120	V
Collector to Emitter Voltage	V_{CEO}	-120	V
Emitter to Base Voltage	V_{EBO}	-5.0	V
Collector Current-Continuous	I_C	-800	mA
Collector Base-Continuous	I_B	-160	mA
Collector Power Dissipation	P_C	500	mW
Collector Power Dissipation*	* P_C	1.0	W
Junction Temperature	T_j	150	
Storage Temperature Range	T_{stg}	-55 150	

*mounted on ceramic substrate(250mm²×0.8t)

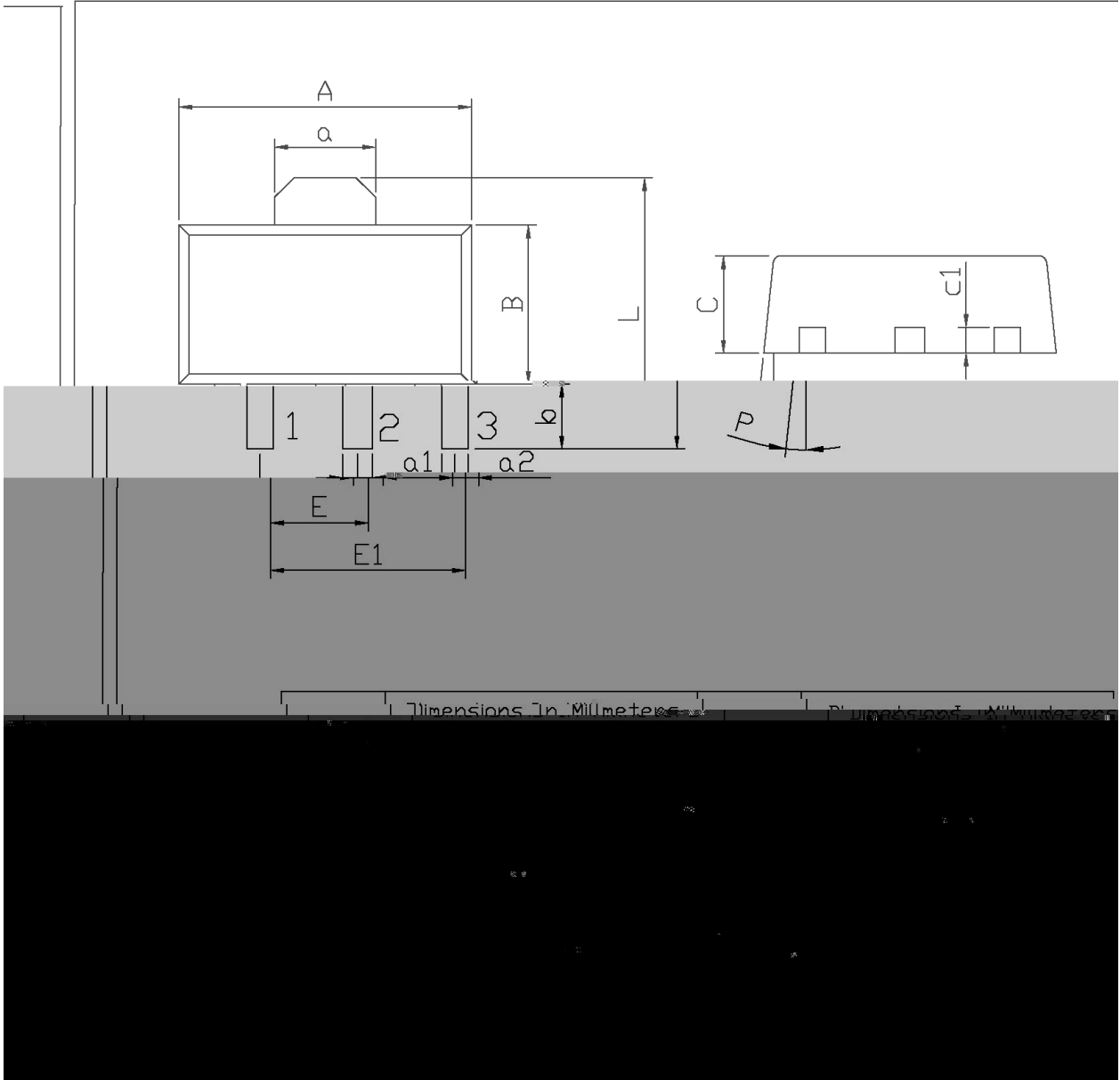
* 250mm²×0.8t

Parameter Symbol Test Conditions \hat{A}


/ Package Dimensions



單位: mm



/ Marking Instructions



G

D

O

h_{FE}

**

Note:

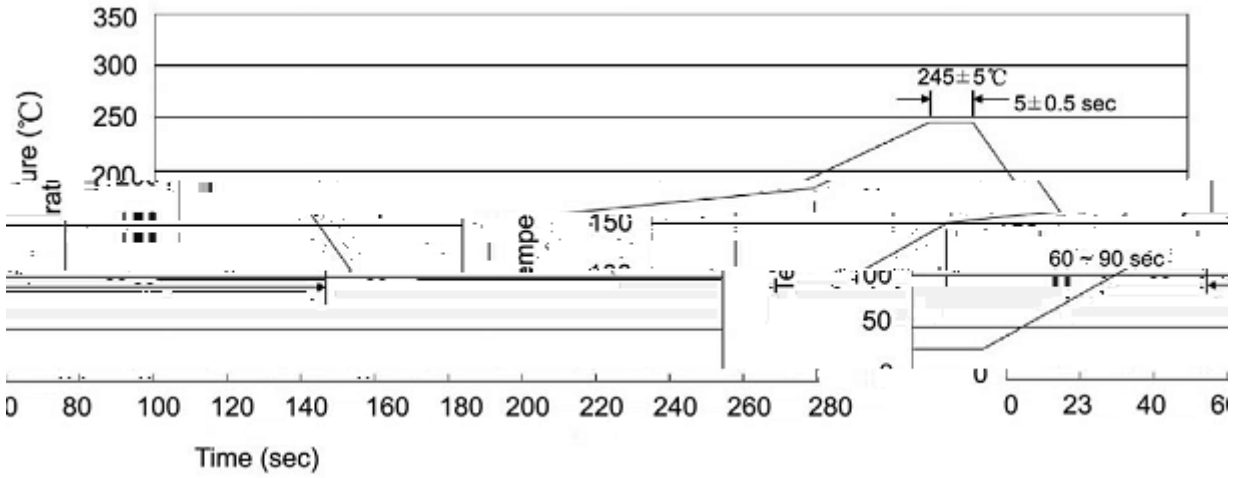
G: Halogen Free Product.

D: Product Type.

O: h_{FE} Classifications Symbol

** : Lot No. Code, code change with Lot No.

() /



Note:

- | | | | | | |
|---|-------|-----|----|-----------|---|
| 1 | 25 | 150 | 60 | 90sec; | 1.Preheating:25~150 , Time:60~90sec. |
| 2 | 245±5 | | | 5±0.5sec; | 2.Peak Temp.:245±5 , Duration:5±0.5sec. |
| 3 | | | 2 | 10 /sec. | 3. Cooling Speed: 2~10 /sec. |

/ Resistance to Soldering Heat Test Conditions

260±5 10±1 sec. Temp.:260±5 Time:10±1 sec

/ Packaging SPEC.

/ REEL

Package Type	Units					Dimension (unit mm ³)		
	Units/Reel	Reels/Inner Box	Units/Inner Box	Inner Boxes/Outer Box	Units/Outer Box	Reel	Inner Box	Outer Box
SOT-89	1,000	7	7,000	8	56,000	7 ×12	180×120×180	385×257×392

/ Notices