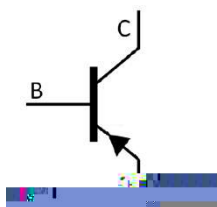


Silicon PNP transistor in a SOT-89 Plastic Package.


High f_T , high V_{CE0} , small flat package, complementary pair with 2SC2881.

Power amplifier applications.



Parameter	Symbol	Rating	Unit
Collector to Base Voltage	V_{CBO}	-120	V
Collector to Emitter Voltage	V_{CEO}	-120	V
Emitter to Base Voltage	V_{EBO}	-5.0	V
Collector Current-Continuous	I_C	-800	mA
Collector Base-Continuous	I_B	-160	mA
Collector Power Dissipation	P_C	500	mW
Collector Power Dissipation*	* P_C	1.0	W
Junction Temperature	T_j	150	


/ Electrical Characteristic Curve



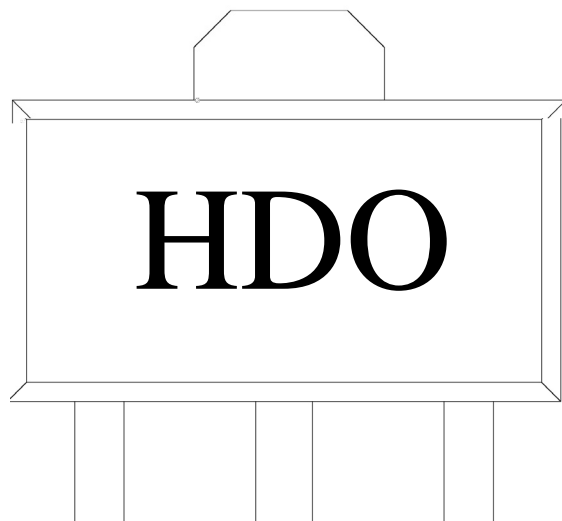
/ Package Dimensions

SOT-89

单位: $\uparrow\uparrow\uparrow\uparrow$



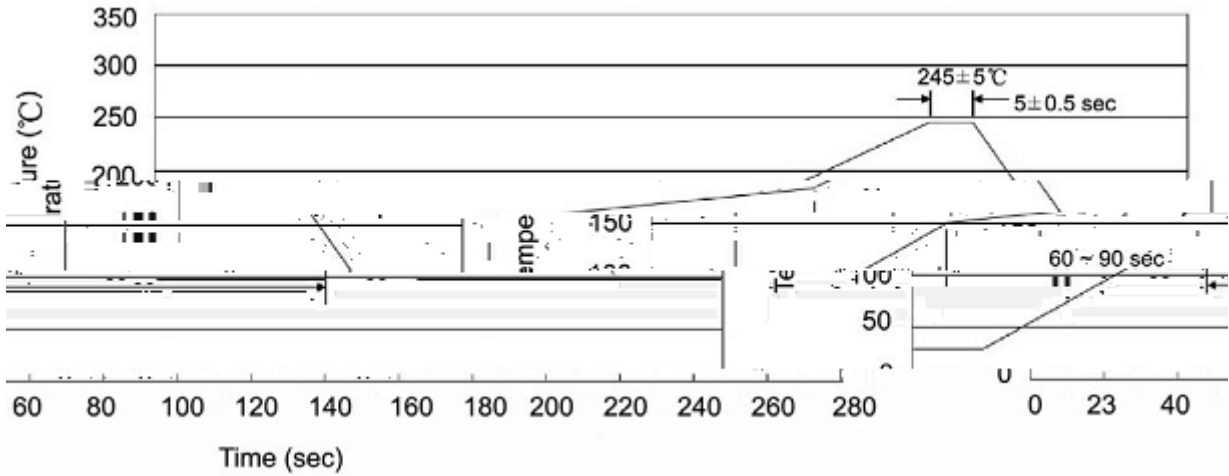
/ Marking Instructions



Note:

- H: Company Code.
- D: Product Type.
- O: h_{FE} Classifications Symbol
- ** : Lot No. Code, code change with Lot No.

() / K\d g\iXk i\`Gif]`d]fi @ `l \]fn Jfd \i'e^ZGS=i\z



Note:

- | | | | | | |
|---|-----|-----|----|----------|---|
| 1 | 25 | 150 | 60 | 90sec; | 1.Preheating:25~150 , Time:60~90sec. |
| 2 | 245 | 5 | 5 | 0.5sec; | 2.Peak Temp.:245 5 , Duration:5 0.5sec. |
| 3 | | | 2 | 10 /sec. | 3. Cooling Speed: 2~10 /sec. |

/ Resistance to Soldering Heat Test Conditions

260 ± 5 10 ± 1 sec. Temp.:260±5 Time:10±1 sec

/ Packaging SPEC.

/ REEL

Package Type	Units					Dimension (unit mm ³)		