

/ Descriptions

TO-92 PNP Silicon PNP transistor in a TO-92 Plastic Package.

/ Features

2N5551
High voltages, complementary pair with 2N5551.

/ Applications

General purpose high voltage amplifier.

/ Equivalent Circuit



/ Pinning



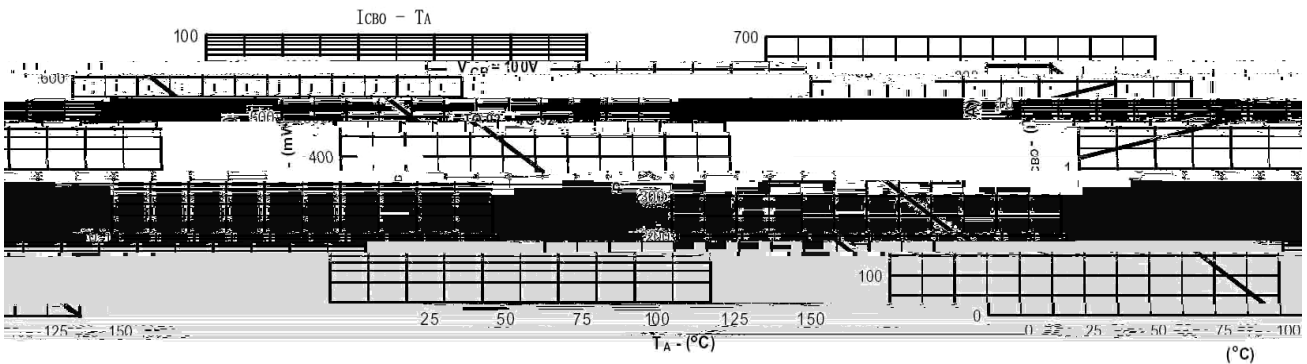


1 2 3
PIN1 Collector PIN 2 Base PIN 3 Emitter

/ h_{FE} Classifications & Marking

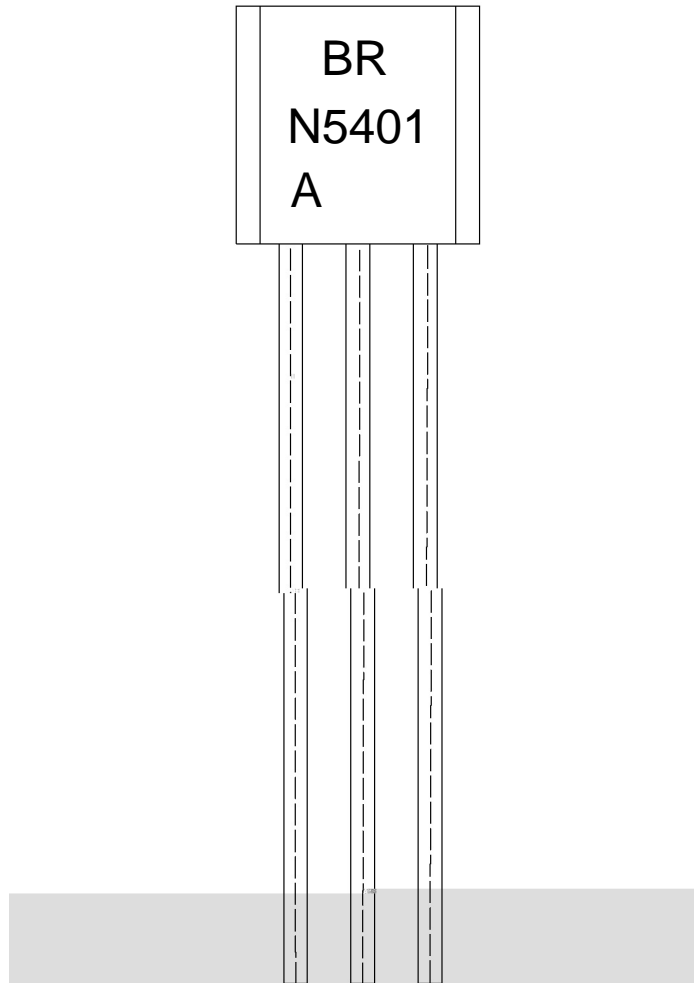
h _{FE} Classifications Symbol	A	B	C
h _{FE} Range	50~150	100~300	200~400

Parameter	Symbol	Rating	Unit
Collector to Base Voltage	V_{CBO}	-180	V
Collector to Emitter Voltage	V_{CEO}	-160	V
Emitter to Base Voltage	V_{EBO}	-6.0	V
Collector Current - Continuous	I_C	-600	mA
Base Current - Continuous	I_B	-300	mA
Collector Power Dissipation	P_C	625	mW
Junction Temperature	T_j	150	
Storage Temperature Range	T_{stg}	-55 150	

/ Electrical Characteristic Curve



/ Marking Instructions



BR

N 5401

A: h_{FE}

Note:

BR: Company Code.

N5401: Product Type.

A: h_{FE} Classifications Symbol.

****: Lot No. Code, code change with Lot No.

